

BECKHOFF New Automation Technology

TwinCAT for the Process Industry: Module Type Package (MTP)



What is MTP?

Cyber-physical modularization makes it possible to build and adapt flexible process engineering plants with little effort. As a result, inflexible automation systems that have operated unchanged for many years are gradually becoming a thing of the past: Customization and flexibility are the way forward for the process industry.

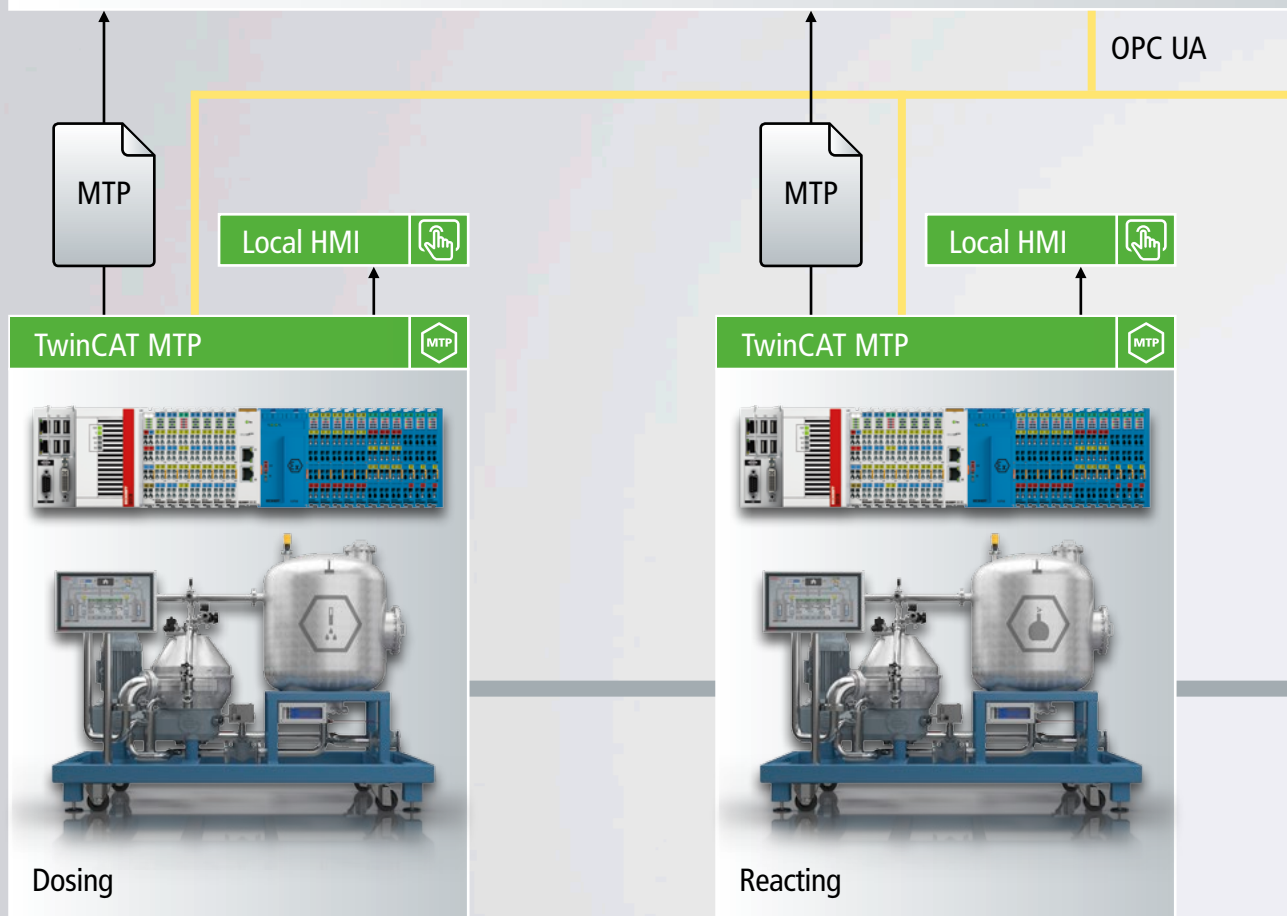
An emerging challenge facing numerous sectors in the process industry, such as for example, pharmaceuticals, is the increasing fluctuation they are seeing across their markets. The pressure to achieve faster times-to-market is pushing them to accelerate development cycles. And, as product life cycles grow shorter, too, the ability to make

customized products economically in smaller IoT size is becoming essential.

One increasingly common approach is to build process manufacturing plants on a modular basis that gives them the flexibility to be reused. Here, a plant's overall manufacturing process is segmented into sub-processes that are mapped to individual modules. To fully modularize the plant, a separate, decentralized controller is assigned to each module. The modules are then connected to a higher-level controller (a DCS, for example) that manages the overall manufacturing process. With this model, the focus of the development effort shifts from plant-centric to module-centric

Distributed Control System

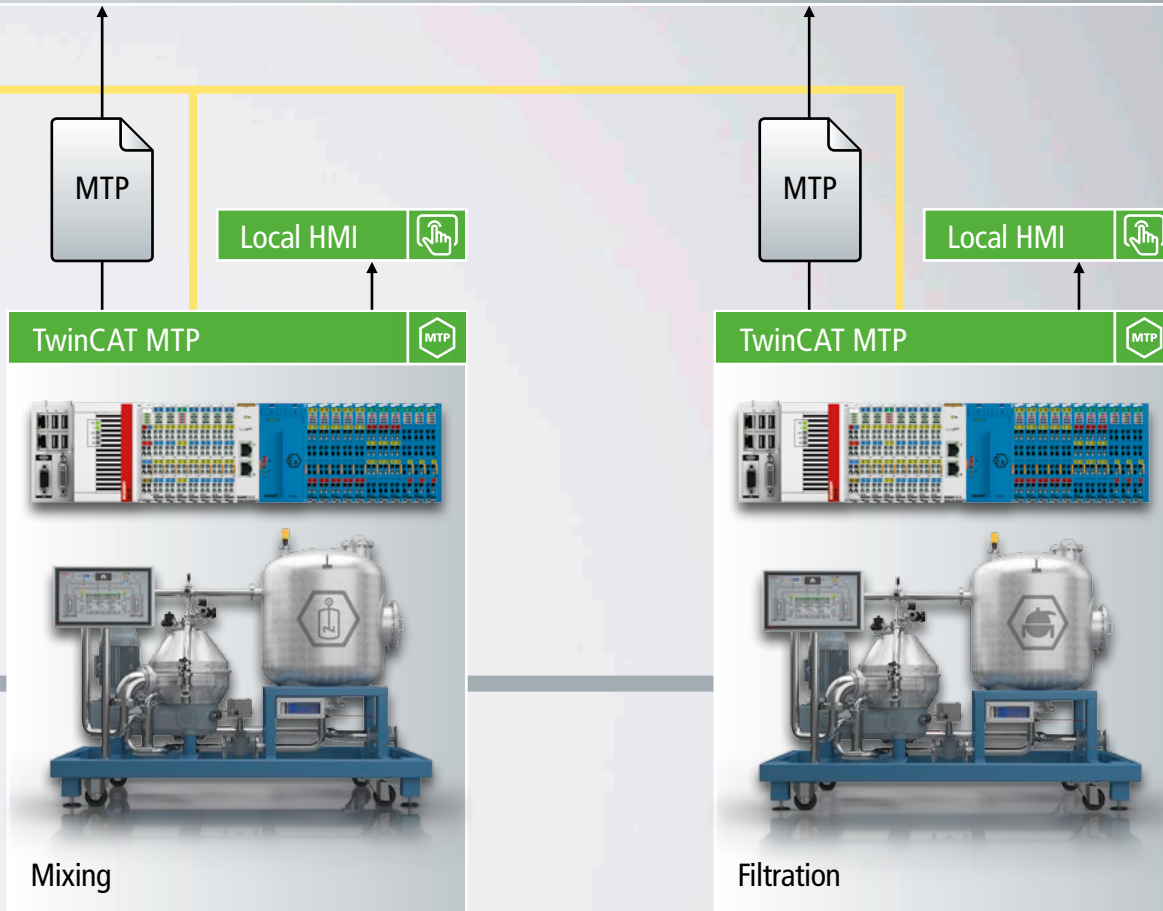
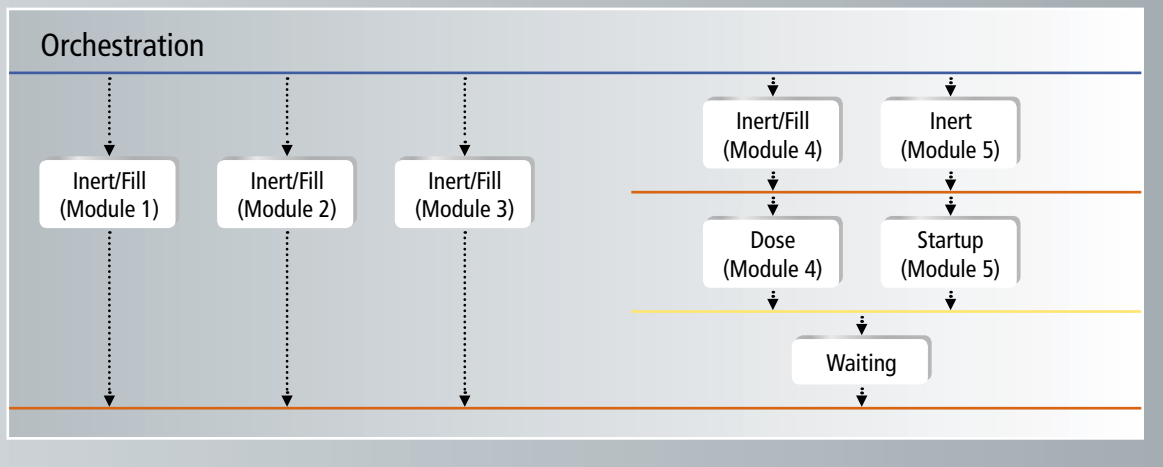

Visualization



engineering – an approach that enables a plant to adapt flexibly and with little effort to changing requirements. New modules can be added to the plant, too, and existing modules reassigned or removed as necessary. Changes like these do not require plants to be completely re-programmed because most of the logic resides in the individual modules. The higher-level controller merely coordinates the modules and the services they provide, which is why it is described as the process orchestration layer (POL).

In practice, this model is implemented to a vendor-neutral standard, the NAMUR Module Type Package (MTP), which defines how process

modules must be described. An MTP, as defined in VDI/VDE/NAMUR 2658, contains all the information needed to integrate a particular process module into a modular process plant – incl. its functionality (in the form of services), communication specifications, and an HMI template. The interfaces defined in the MTP standard are designed to enable plug-and-produce operation, and so eliminate overhead when a processing plant is repurposed or reused. Thus, modules need only to be developed once, and can be incorporated into different plants, regardless of the controller vendor or POL.



Module engineering with TwinCAT MTP

In TwinCAT, the MTP concept is built into the products TwinCAT MTP Runtime and TwinCAT MTP Engineering. TwinCAT Engineering provides project management capabilities, which incorporate TwinCAT MTP Engineering as a specific project type. This project type supports source code generation for PLC projects, which use TwinCAT MTP Runtime to create a standard-compliant interface in a process plant module.

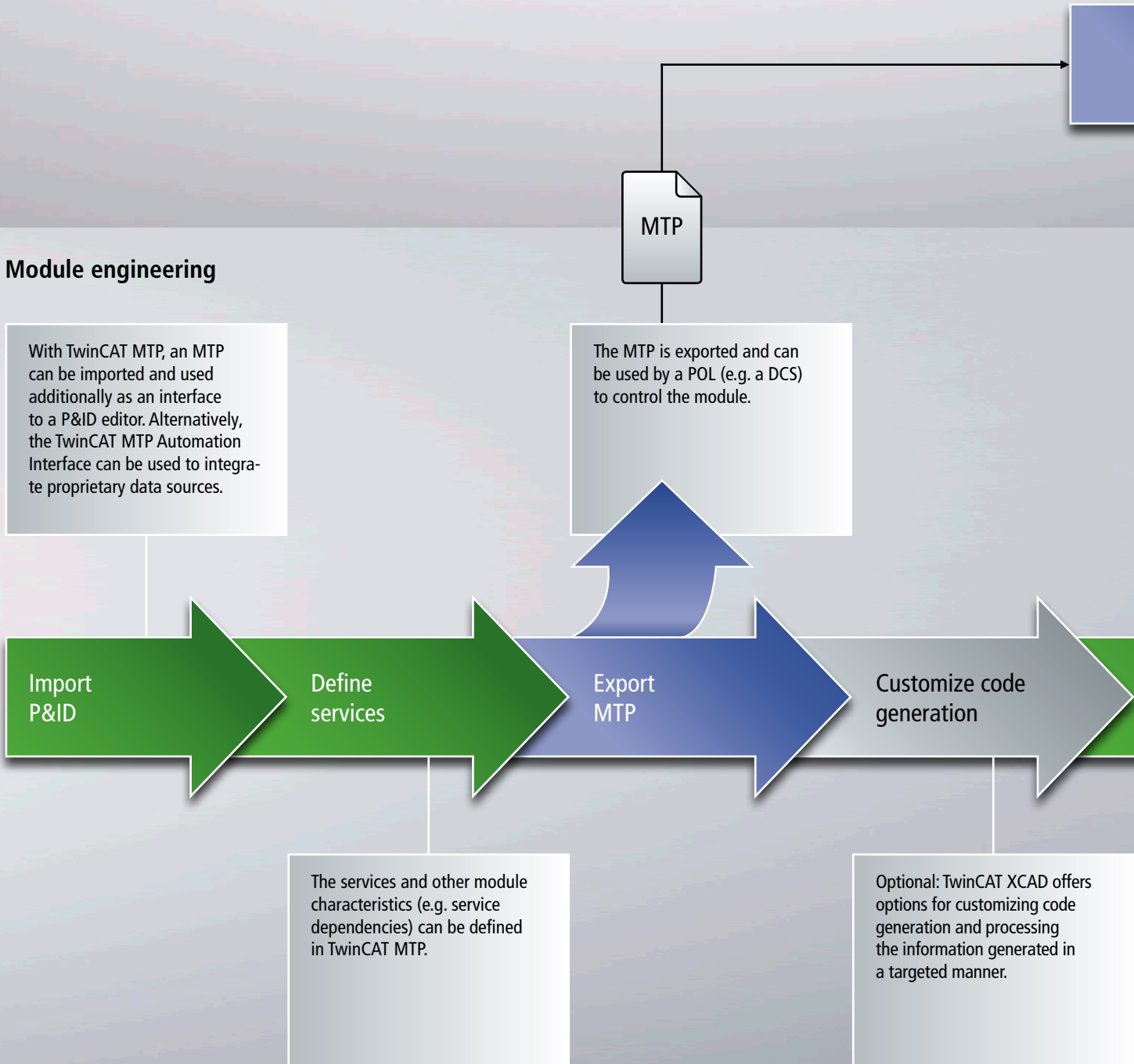
The first step is to use the project management features to describe a module by defining its services and HMI objects, along with additional information. The entire MTP can then be exported out of the project, ready for a process orches-

tration layer (e.g. a DCS) to use to control the module. A standard-compliant PLC template is generated, too, in which the elements defined are mapped to function blocks in an MTP-specific IEC 61131 library. This minimizes the effort required for developers programming modules because service relationships, for example, are implemented automatically. Developers only need to program the process-specific service states.

Using the TwinCAT XCAD Interface option, code generation can be customized and the information made usable in other processing. Any changes made subsequently in the MTP

Plant engineering

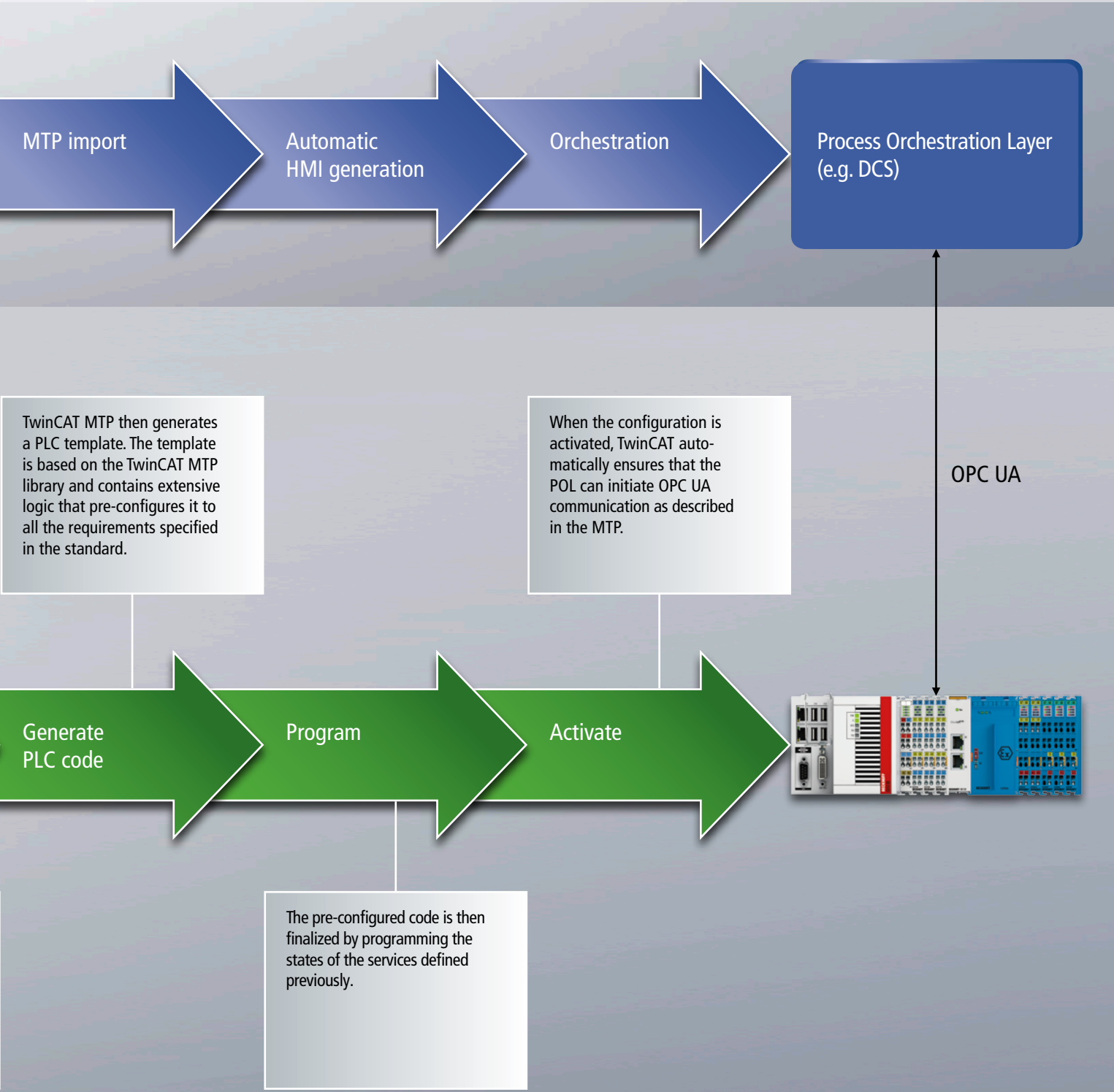
Module engineering



project management system are incorporated through automatic project comparison. The project can then be activated. The variables for the interfaces defined are provisioned to the POL automatically through TwinCAT OPC UA.

TwinCAT MTP highlights

- integrated into engineering system
- generates PLC template code in preparation of state programming
- generates and exports MTP automatically
- uses TwinCAT OPC UA on target system
- can be combined with TwinCAT XCAD Interface

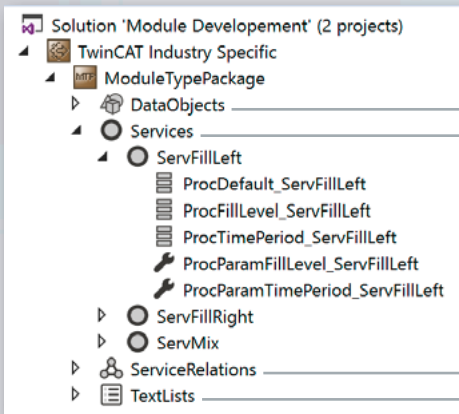


Integration into TwinCAT

On the engineering side, TwinCAT MTP, like numerous other TwinCAT components, is fully integrated into the engineering environment through Microsoft Visual Studio®. MTP-specific pre-programming – to create services or parameters, for example – can be carried out through a separate project type in a separate MTP repository. TwinCAT Engineering allows the MTP and the PLC source code to be created, edited and managed in a single environment through a common project folder. With TwinCAT Engineering connected to a version control system, projects can be stored consistently, long-term, with their

PLC source code, MTP description, and other program source code.

On the runtime side, TwinCAT MTP consists of an IEC 61131 library used by the generated source code. The function blocks described in this library ensure compliant representation via the OPC UA interface. Thus, TwinCAT OPC UA uses the TwinCAT MTP library to enable standard-compliant data access.



Data objects

Configuration of PLC blocks for dynamic HMI objects

Services

Configuration of services, procedures and parameters

Service relations

Configuration of services' state dependencies

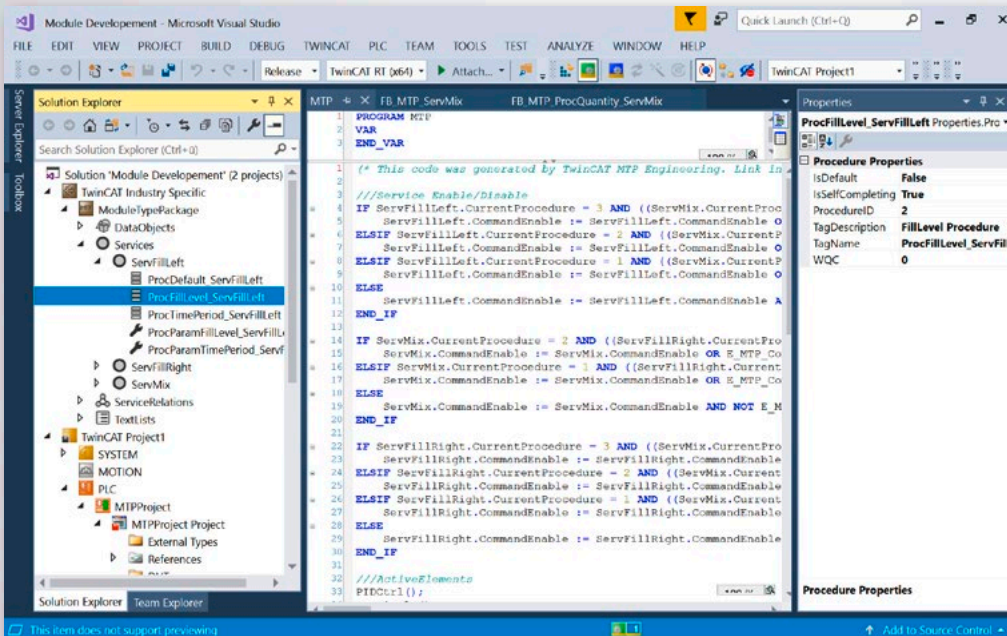
Text lists

Configuration of service- and parameter-specific enumerations

FB_MTP_AnaView

WQC *BYTE*
 V *REAL*
 VScImin *REAL*
 VScIMax *REAL*
 VUnit *INT*

Example of an MTP function block that displays an analog value, used to implement the interface type defined in the standard



Engineering environment with built-in MTP and PLC project management.

Source code generated from the MTP project created

Configuration of the selected MTP element's properties

Benefits of the MTP for the process industry

TwinCAT MTP Runtime (TF8400)
IEC 61131 library for implementing the MTP interface types

TwinCAT MTP Engineering (TF8401)
TwinCAT project management functions for configuring the MTP

TwinCAT OPC UA (TF6100)
Integrated OPC UA Server for communication between module and POL

TwinCAT XCAD Interface (TE1120)
Option for customized code generation



Highlight

The MTP is a concept that can leverage optimization potential in process plants across the board, from planning to operation. This makes the MTP a crucial element in the development of future-proof automation systems.

Benefits of MTP

- minimized plant engineering means faster time-to-market
- short time-to-repair through unified module interfaces
- module reusability enables custom production runs in small batches
- numbering-up instead of complex scale-up procedures
- HMI system with unified look and feel

Benefits of TwinCAT MTP

- automatic code generation in compliance with VDI/VDE/NAMUR 2658 standard
- highly customizable for easy adaptation to existing processes
- standard-compliant IEC 61131 function block library
- simple MTP/P&ID import
- seamless integration with TwinCAT Engineering





Learn more at
► www.beckhoff.com/twincat-mtp

Beckhoff Automation GmbH & Co. KG

Hülshorstweg 20

33415 Verl

Germany

Phone: + 49 5246 963-0

info@beckhoff.com

www.beckhoff.com

Beckhoff®, TwinCAT®, EtherCAT®, EtherCAT G®, EtherCAT G10®, EtherCAT P®, Safety over EtherCAT®, TwinSAFE®, XFC®, XTS® and XPlanar® are registered trademarks of and licensed by Beckhoff Automation GmbH. Other designations used in this publication may be trademarks whose use by third parties for their own purposes could violate the rights of the owners.

© Beckhoff Automation GmbH & Co. KG 06/2020

The information provided in this brochure contains merely general descriptions or characteristics of performance which in case of actual application do not always apply as described or which may change as a result of further development of the products. An obligation to provide the respective characteristics shall only exist if expressly agreed in the terms of contract.

We reserve the right to make technical changes.

Picture Proof: NAMUR/ZVEI