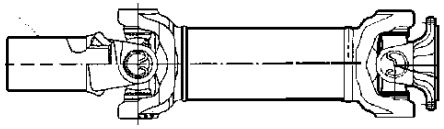

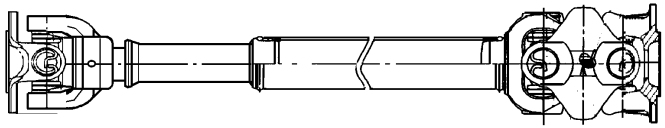

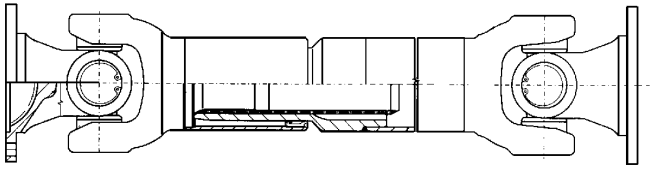

TRANSMISIONES COMPLETAS PARA FURGONETAS, VEHIC. LIGEROS, 4X4, O.P., CARRETILLAS ELEVADORAS, ETC.

COMPLETE DRIVESHAFTS FOR VANS, LIGHT VEHICLES, 4WD, OFF HIGHWAY, FORK LIFTS, ETC.

CARDAN FORKLIFT (CARRETILLA ELEVADORA)





REF. Cardyfren	SERIE	PARA CRUZ FOR U.J. Ø D	B	Lz	N	Ø G	R	S		OBSERV.	
FL 390113 290	FL	22	36,06 / 39	290	13	22,4	56,5	56,5		MITSUBISHI (4T) S6E	





REF. Cardyfren	SERIE	PARA CRUZ FOR U.J. Ø D	B	Lz			R	S	Ø C	OBSERV.	
FL 130202 185	FL	22	36,06 / 39	185			40	57	33,9	TOYOYA (3.5T) 6F	





REF. Cardyfren	SERIE	PARA CRUZ FOR U.J. Ø D	B	Lz			R	S	Ø C	OBSERV.	
FL 260202 360	FL	22	36,06 / 39	360			40	57	33,9	TOYOYA 7F	





REF. Cardyfren	SERIE	PARA CRUZ FOR U.J. Ø D	B	Lz			R	S	Ø C	OBSERV.	
FL 650303 72	FL	22	36,06 / 39	72			57,05	37,8	44,9	YALE (2.5 T)	

CARDAN FORKLIFT (CARRETILLA ELEVADORA)

REF. Cardyfren	SERIE	PARA CRUZ FOR U.J. Ø D	B	Lz			R	S	Ø C	OBSERV.	
FL 650404 81	FL	22	36,06 / 39	81			57,05	45,9	44,9	YALE (4 T)	



REF. Cardyfren	SERIE	PARA CRUZ FOR U.J. Ø D	B	Lz	N	Ø G	R	S		OBSERV.	
FL 390113 195	FL	22	36,06 / 39	195	13	22,4	56,5	56,5		MITSUBISHI (2.5T) G13T	





REF. Cardyfren	SERIE	PARA CRUZ FOR U.J. Ø D	B	Lz	N	Ø G	R	S		OBSERV.	
FL 660110 155	FL	22	36,06 / 39	155	10	17,09	56,5	56,5		MITSUBISHI (3.5T) G10T	
FL 550113 155	FL	22	36,06/ 39	155	13	22,4	56,5	56.5		MITSUBISHI (3.5T) G13T	
FL 550113 165	FL	22	36,06/ 39	165	13	22,4	56,5	56.5		MITSUBISHI (2.5T) G13T	

CARDAN FORKLIFT (CARRETILLA ELEVADORA)



REF. Cardyfren	SERIE	PARA CRUZ FOR U.J.		Lz	N	Ø G	R	S		OBSERV.	
		Ø D	B								
FL 670113 200	FL	22	36,06 / 39	215	13	22,4	56,5	56,5		MITSUBISHI S4S	



REF. Cardyfren	SERIE	PARA CRUZ FOR U.J.		Lz	N	Ø G	R	S		OBSERV.	
		Ø D	B								
FL 670113 215-0	FL	23	36,06 / 40	215	13	22,4	56,5	56,5		MITSUBISHI S4S (Horquilla con tornillo de apriete)	







REF. Cardyfren	SERIE	PARA CRUZ FOR U.J.		Lz			R	S	Ø C	OBSERV.	
		Ø D	B								
FL 130205 170	FL	22	36,06 / 39	170			40	57	33,9	TOYOTA (3.5T) 5F	





REF. Cardyfren	SERIE	PARA CRUZ FOR U.J.		Lz	N	Ø G	R	S		OBSERV.	
		Ø D	B								
FL 390113 205	FL	22	36,06 / 39	205	13	22,4	56,5	56,5		MITSUBISHI (4T) S6E	

CARDAN FORKLIFT (CARRETILLA ELEVADORA)







REF. Cardyfren	SERIE	PARA CRUZ FOR U.J.		Lz	N	Ø G	R	S	Ø C	OBSERV.	
		Ø D	B								
FL 680618 200	FL	25	40 / 44	200	18	29,7	35	60	42	KOMATSU (4T)	







REF. Cardyfren	SERIE	PARA CRUZ MIXTA CLIP EXT. FOR U.J. MIXED EXT. SNAP RING				H	H1			OBSERV.	
		H	L	Ø D	B						
FL 695F5F 98	FL	36,7	87,37	28,5	79,4 / 82,4	98	68			TOYOTA (2.5 T) 5F (Cruz mixta dado con clip interior)	
FL 694C4C 98	FL	42,9	80,7	34,9	104,2	98	68			MITSUBISHI S4S (Cruz mixta dado con clip exterior)	







REF. Cardyfren	SERIE	PARA CRUZ FOR U.J.		Lz	N	Ø G	R	S	Ø C	OBSERV.	
		Ø D	B								
FL390711200	FL	22	36,06 / 39	200	11	18,9	81,8	37,9	44,8	HYSTER G11T	

AUDI



REF. Cardyfren	FIG.	L	A	B	D		OBSERV.	O.E Ref.	
AUQ5921496		1496				AUDI Q-5		8R0521101B	
AUQ79228137		1455				AUDI Q-7		7L8 521 102 C	
AUA4921480		1480				AUDI A-4		8K0521101G	
AUA6921670		1670				AUDI A-6		4B0521106D/F	
AUA8921810		1810				AUDI A-8		4H4521101	

El uso de referencias originales y de equipo original es solo para referencia y motivos comparativos.
OE and Original Part Numbers are for reference and comparison purposes only

BMW

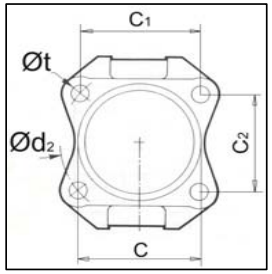

(M)=Plato con guia de encaje macho.
(H)=Plato con guia de encaje hembra.

				PLATO (LADO 1)						PLATO (LADO 2)							
REF. Cardyfren	FIG	MODELO	Lz	ØC	d2	C1/C2	E	Nº Talad.	ØT	ØC	d2	C1/C2	E	Nº Talad.	ØT	OBSERV.	O.E.
BMWX3 950718	1	X3 E83 DELANTERA	718					4						4			26207526677
BMWX3 950700	1	X3 E83 DELANTERA	700					4						4			26203401609

El uso de referencias originales y de equipo original es solo para referencia y motivos comparativos.
OE and Original Part Numbers are for reference and comparison purposes only

CASE

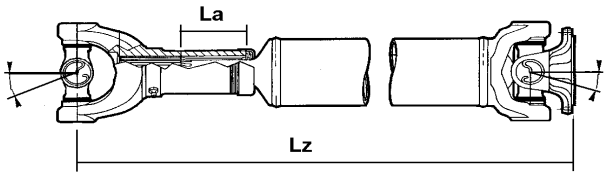

FIG. 1

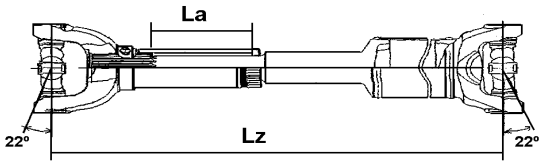

FIG. 2

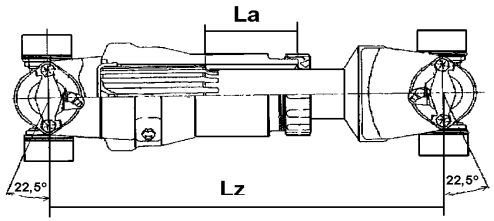

FIG. 3

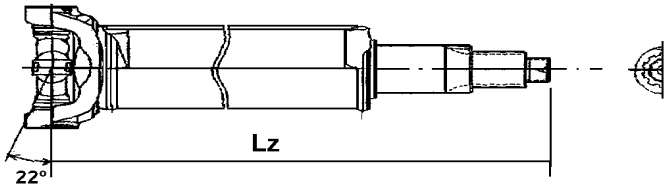

FIG. 4

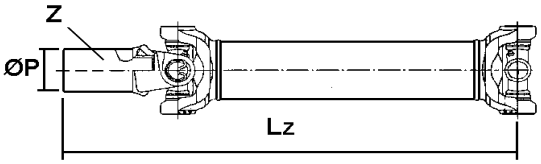

FIG. 5

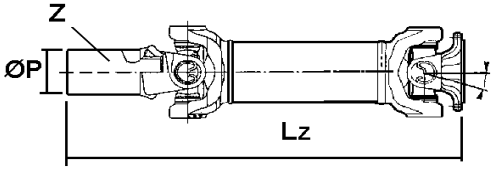

FIG. 6

CASE

REF. Cardyfren	PARA CRUZ FOR U.JOINT Ø B	D	SERIE	FIG.	Lz	La	FIJACION HORQ. CORRED. SLIP YOKE SIDE	FIJACION HORQ. FIJA TUBE YOKE SIDE	β	TUBO TUBE			OBSERV.
1350 350001 1128C	30,1	92	1350	1	1451	79,2	Cruz con abrazadera (Strap)	Plato SAE Ø119x4x11		76,2x2,1	(D-143185)	915292-3208	
1550 360000 0753C	34,9	126,1	1550	2	753,8	127	Cruz con abrazadera (Strap)	Cruz con abrazadera (Strap)	34º	88,9x2,4	(L-127279)	916350-1023	
1610 360000 0897C	47,6	134,9	1610	2	897	124	Cruz con abrazadera (Strap)	Cruz con abrazadera (Strap)	34º	88,9x3,4	(L-125185) Cruces mixtas	805670-2006	
1550 940000 205C	34,9	126,1	1550	3	205	38,1	Cruz con abrazadera (Strap)	Cruz con abrazadera (Strap)	22,5º	-	(L-127277)	916300-2	
1550 940000 167C	34,9	126,1	1550	3	166,9	38,1	Cruz con abrazadera (Strap)	Cruz con abrazadera (Strap)	22,5º	-	(L-127278)	916300-1	
1610 940000 200C	47,6	134,9	1610	3	200	39,6	Cruz con abrazadera (Strap)	Cruz con abrazadera (Strap)	22,5º	-	(L-125803) Cruces mixtas	815509-1	
1550 370000 670C	34,9	126,1	1550	4	670,3	-	Barron para rodamiento	Cruz con abrazadera (Strap)	22º	88,9x2,4	(L-127280)	915040-1716	
1550 370000 630C	34,9	126,1	1550	4	630,3	-	Barron para rodamiento	Cruz con abrazadera (Strap)	22º	88,9x2,4	(L-127281)	915040-1530	
1610 370000 671C	47,6	134,9	1610	4	671	-	Barron para rodamiento	Cruz con abrazadera (Strap)	22º	88,9x3,4	(L-125183)	815356-1610	
1310 340201 615C	27	81,7	1310	5	615		Horquilla invertida Ø P= 51/Z=21estrias.	Cruz con abrazadera (Strap)		50,8x2,4	(D-129436)	7031-0013/0417X	
1310 310401 267C	30,1	92	1310	6	267,3		Horquilla invertida Z=16 estr. / Ø int. 34,9	Plato SAE Ø119x4x11		76,2x2,1			
1310 310501 243C	30,1	92	1310		243		Horquilla invertida Z=10 estr.xØ int. 29,2 Ø Ext. 41	Plato 1310 SAE Ø98x4x9,7		50,8x2,4	(D-87453)	909632-0110	

FORD (TRANSIT)

FORD 88VB-4K145-AB
FORD 92VT4K145B1A

FIG. A

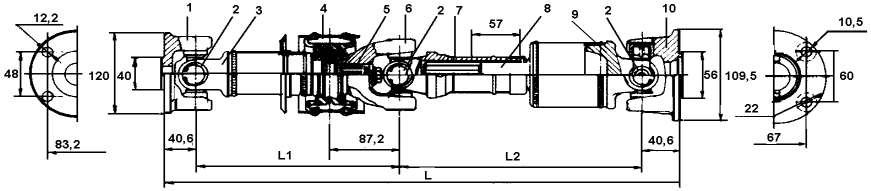

TIPOS DE SOPORTE

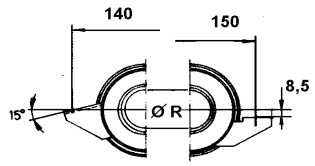

FIG.R FIG. L

FORD 90PT-4602-DA

FIG. B

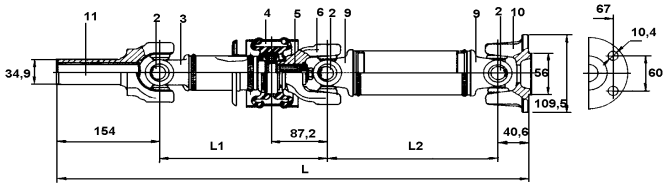

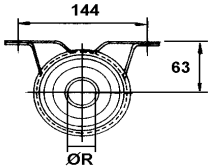

FIG. P

FORD 92VT-4K357-A1C

FIG. C

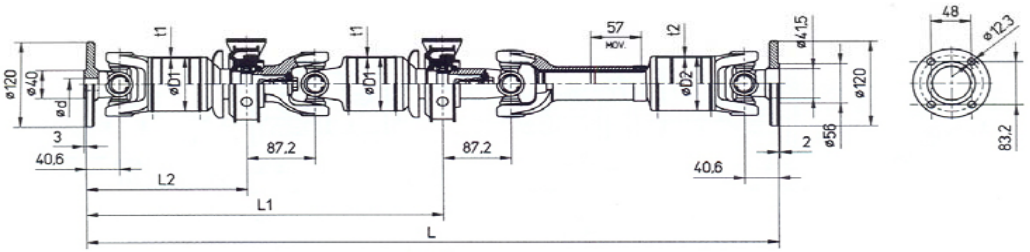

REF. Cardyfren	FIG	ARTICULO / *ARTICLE*	OBSERV.	L		
FDTR 3001	1	PLATO / *FLANGE*	Ø120x4x12 (Acopl. macho Ø 40)			
1300 4000C	2	CRUZ / *U.JOINT*	Ø 27 x 74,6			
1300 5001	3	HORQUILLA FIJA /*TUBE YOKE*	Para tubo Ø 50,8x2,4			
S130010002	4R	SOPORTE DE RODAMIENTO / *C' BEARING*	R = Ø 30 (esferico) Aleta 15º			
S130010001	4L	SOPORTE DE RODAMIENTO / *C' BEARING*	R = Ø 30 (esferico) Aleta plana			
S130010003	4P	SOPORTE DE RODAMIENTO / *C' BEARING*	R = Ø 30			
S1300 10004	4P	SOPORTE DE RODAMIENTO / *C' BEARING*	R = Ø 45			
FDTR 8001	5	BARRON DE SOPORTE / *MID STUB SHAFT*	Para tubo Ø 50,8 x 2,4 (Con chapas y tornillo) S.1300			
FDTR 8002	5	BARRON DE SOPORTE / *MID STUB SHAFT*	Para tubo Ø 76,2 x 2,4 (Con chapas y tornillo) S.1300			
FDTR 8003	5	BARRON DE SOPORTE / *MID STUB SHAFT*	Para tubo Ø 76,2 x 2,4 (Con chapas y tornillo) S.2020			
FDTR 1601	6	HORQUILLA ESTRIADA (*END YOKE*)	De soporte intermedio (S.1300)			
FDTR 1602	6	HORQUILLA ESTRIADA (*END YOKE*)	De soporte intermedio (S.2020)			
1300 7101	7	HORQUILLA CORREDERA / *SLIP YOKE*				
1300 6005	8	BARRON / *SLIP STUB SHAFT*	Para tubo Ø 76,2x1,62			

REF. Cardyfren	FIG	ARTICULO / *ARTICLE*	OBSERV.	L		
1300 5002	9	HORQUILLA FIJA /TUBE YOKE	Para tubo Ø 76,2x1,62			
FDTR 3002	10	PLATO / *FLANGE*	Ø109,5x4x10 (Acopl. macho Ø 56)			
1300 1802	11	HORQUILLA INVERTIDA / *REVERSE SLIP YOKE*	Z=25 Ø 24/32, Ø ext =34,9mm			
13101201		TUBO / *TUBE*	50,8x2,4			
13101203		TUBO / *TUBE*	76,2x1,62			
FDTR 920102 1866R	AR	TRANSMISION DOBLE 88VB-4K145-AB *TWO SECTIONS DRIVESHAFT*	Rodamiento R = Ø 30 (esferico) Aleta 15º Ref: S130010002 Platos Ø 120mm 4 Tal. Ø 12mm / Ø 109,5mm, 4 Tal. Ø 10,5mm.	1866		
FDTR 920102 1985P	AP	TRANSMISION DOBLE 92VT-4K145-B1A *TWO SECTIONS DRIVESHAFT*	Rodamiento R = Ø 30 Ref: S130010003 Platos Ø 120mm 4 Tal. Ø 12mm / Ø 109,5mm, 4 Tal. Ø 10,5mm.	1985		
FDTR 890201 1725L	BL	TRANSMISION DOBLE HORQ. INVER. 90PT-4602-DA *TWO SECTIONS DRIVESHAFT REV.SLIP YOKE*	Rodamiento R = Ø 30 (esferico) Ref: S130010001 / Hoquilla inv. Z=25 Ø 24/32, Ø ext =34,9mm Plato Ø 109,5mm, 4 Tal. Ø 10,5mm.	1725		
FDTR 000101 2688P	CP	TRANSMISION 3 TRAMOS 92VT-4K357-A1C *THREE SECTIONS DRIVESHAFTS*	Rodamiento R = Ø 30 Ref: S130010003 / Platos Ø 120x4x12 L1=1482 / L2=863 / Ød=17 / ØD1xt1 y D2xt2=76,2x1,62	2688		
FDTR 000101 2688P-WR	CP	TRANSMISION 3 TRAMOS 92VT-4K357-A1C *THREE SECTIONS DRIVESHAFTS*	Rodamiento R = Ø 30 Ref: S130010003 / Platos Ø 120x4x12 L1=1482 / L2=863 / Ød=17 / ØD1xt1 y D2xt2=76,2x1,62	2688		

FORD (EXPLORER)

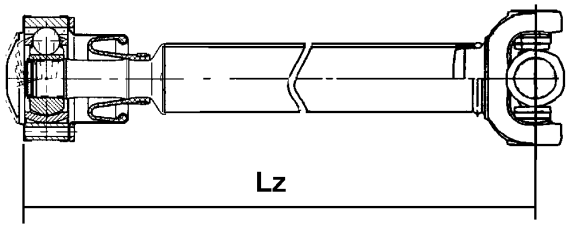

REF. Cardyfren	FIG	ARTICULO / *ARTICLE*	OBSERV.	Lz		
FDEX 2601 0700		TRANSMISION EXPLORER	JUNTA HOMOCINETICA - JUNTA FIJA ABIERTA Homocinetica Ø 104, 6 Talad. Ø 8 mm	700		

HONDA

FIG. 1

REF. Cardyfren	FIG	MOD.		L	OBSERV.	OE Ref.	
HCRV9201012100	1	HONDA CRV		**2100**	año 1997 - 2001	40100S10003/ 40100S10A01	
HCRV9201012063	1	HONDA CRV		**2063**	año 2002 - 2006	40100S9AE01/ 40100SCAA01/ 40100SCWA03	
HCRV9201012063B	1	HONDA CRV		**2063**	año 2007 - 2011	40100SWAA01/ 40100SXSA01	
HCRV9201012080	1	HONDA CRV		**2080**	año 2012 - 2013	400100-TOA	
HCRV9201012100B	1	HONDA CRV		**2100**	año 2013	40100-T1E-E01	

El uso de referencias originales y de equipo original es solo para referencia y motivos comparativos.
OE and Original Part Numbers are for reference and comparison purposes only

HYUNDAI

FIG. 1

REF. Cardyfren	FIG	MOD.		L	OBSERV.	OE Ref.	
HY92TC1962	1	TUCSON		**1962-2000**		49300-0L0000	
HY92SF2070	1	SANTA FE		**2070-2100**		49300-26103	

El uso de referencias originales y de equipo original es solo para referencia y motivos comparativos.
OE and Original Part Numbers are for reference and comparison purposes only

ISUZU

FIG. 2

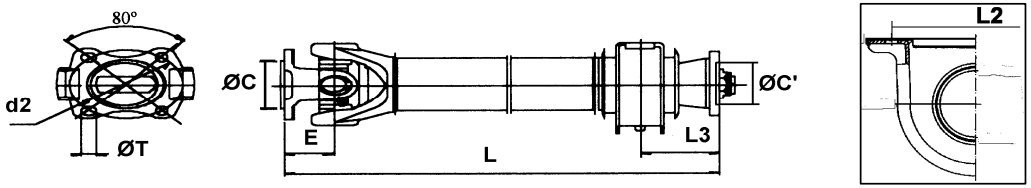

(M)=Plato encaje macho / Flange male spigot
(H)=Plato encaje hembra / Flange female spigot.

				PLATO LADO JUNTA FIJA *TUBE JOINT SIDE FLANGE*					LADO PUENTE CENTRAL *MID SHIP SIDE*						
REF. Cardyfren	**FIG**	**MODELO**	**L**	**ØC**	**d2**	**E**	**Nº Talad.**	**ØT**	**L3**	**ØC'**	**L2**	**d2**		**OBSERV.**	
IS98 8080 1150	2		1150	80 (M)	110	62	4	12	80	80 (H)	157	110		PLATO CUADRADO *SQUARE FLANGE*	
IS98 8080 0824	2		824	80 (M)	100	65	4	12	83	80 (H)	167	100		PLATO REDONDO *ROUND FLANGE*	5152 7100100

El uso de referencias originales se realiza solo con propositos comparativos.

MAN - IVECO

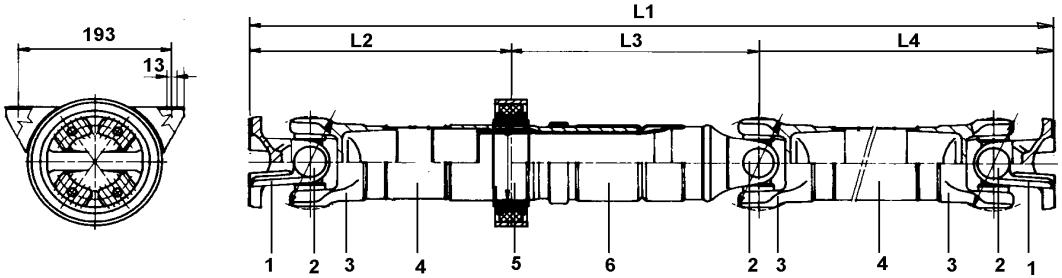

FIG. A

L-2000

REF. Cardyfren	FIG	ARTIC.	OBSERV.		
0195 3001	1	PLATO / FLANGE	KV Ø120, 4 Tal.Ø 11,1 (Dentado frontal) (93192008)		201 196 16089
0195 4003C	2	CRUZ / *U.JOINT*	Ø 38 x 110		103 197 00443
0195 5001	3	HORQUILLA FIJA / *TUBE YOKE*	Para tubo / *For tube* = Ø 98 x 2		208 195 15903
0195 1201	4	TUBO CARDAN / *TUBE*	Ø 98 x 2		210 000 14363
K196010001MA	5	SOPORTE / *CENTER BEARING*	Rodamiento Ø 100x13x194 (93192009)		126 195 11840
0195 7004	6	HORQUILLA CORREDERA / SLIP YOKE	Para versión con soporte. / For midshaft version. Para tubo / For tube Ø 98 x 2		151 195 11743
0195 7001	6	HORQUILLA CORREDERA / SLIP YOKE	Para versión sin soporte. / For slip driveshaft Para tubo / For tube Ø 98 x 2		151 195 11689
0195 920101 2000	A	TRANSMISION DOS TRAMOS / DRIVESHAFTS TWO SECTIONS			
0195 260101 1000		TRANSMISION UN TRAMO SLIP DRIVESHAFT	(dibujo no representado)		

COMPACT MONOTRON (IVECO DAILY - EUROCARGO / MAN)

FIG. A

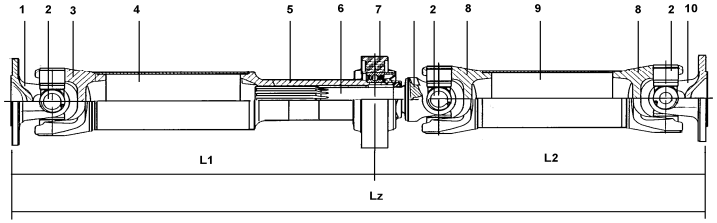

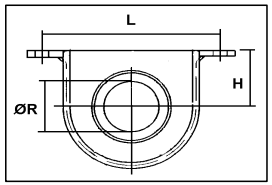

SOPORTE

REF. Cardyfren	FIG	SERIE	ARTIC.	OBSERV.		
COMPACT 2015						
6815 9203031000	A	6815	TRANSMISION / *DRIVESHAFT*	Lz= 1000mm. / Platos SAE 1300		
6815 9204041000	A	6815	TRANSMISION / *DRIVESHAFT*	Lz= 1000mm. / Platos SAE 1400		
6815 3003	1-10	6815	PLATO / *FLANGE*	SAE 1300 Centraje (M)C=60,32 (1300) 4 Tal. M10,2		2 687 15 2400000
6815 3004	1-10	6815	PLATO / *FLANGE*	SAE 1400 Centraje (M) C=69,9 (1410) 4 Tal. M12		2 687 15 2400060
6815 3001	1-10	6815	PLATO / *FLANGE*	DIN 100 Centraje (H) C=57 6 Tal. M8		2 687 15 2000000
6815 4001C	2	6815	CRUZ / *U.JOINT*	Ø 27 x 74,5 (engrase central)		7 687 15 0600000
6815 5003	3-8	6815	HORQUILLA FIJA / *TUBE YOKE*	Para tubo Ø 76,2x1,64		7 687 15 4400000
6815 1201	4-9	6815	TUBO / *TUBE*	Ø 76,2x1,64		1 000 00 01 19089
6815 6201	5-6	6815	MANGUITO CORREDERO+HORQUILLA EJE *SLEEVE+YOKE SHAFT*	Recorrido=90 mm / Eje Rilsanizado		4515146
EIVD 010001	7	6815	SOPORTE DE RODAMIENTO *CENTER BEARING*	ØR=45 L=168,1 H=58		
COMPACT 2020						
6820 9204041000	A	6820	TRANSMISION / *DRIVESHAFT*	Lz= 1000mm. / Platos SAE 1400		
6820 9203031000	A	6820	TRANSMISION / *DRIVESHAFT*	Lz= 1000mm. / Platos Dentado Frontal KV Ø120		
6820 9204031000	B	6820	TRANSMISION / *DRIVESHAFT*	Lz= 1000mm. / Platos SAE 1400-Dentado Frontal KV Ø120		
6820 3004	1-10	6820	PLATO / *FLANGE*	SAE 1400 Centraje C=69,9 (1410) 4 Tal. M12		2 687 20 2400000
6820 3003	1-10	6820	PLATO / *FLANGE*	(Dentado Frontal) KV Ø120, 4 Tal. M11.		2 687 20 20 00500
6820 3002	1-10	6820	PLATO / *FLANGE*	DIN 120 Centraje (H) C=75 8 Tal. M10.		2 687 20 2000000
6820 4001C	2	6820	CRUZ / *U.JOINT*	Ø 30,2 x 81,8 (engrase central)		7 687 20 0600000
6820 5001	3-8	6820	HORQUILLA FIJA / *TUBE YOKE*	Para tubo Ø 76,2x2,4		7 687 20 4000000
1410 1201	4-9	6820	TUBO / *TUBE*	Ø 76,2x2,4		24-30-12
6820 6201	5-6	6820	MANGUITO CORREDERO+HORQUILLA EJE *SLEEVE+YOKE SHAFT*	Recorrido=90 mm / Eje Rilsanizado		6 687 20 71800000240
EIVD 010001	7	6820	SOPORTE DE RODAMIENTO *CENTER BEARING*	ØR=45 L=168,1 H=58		6 213 45 01 00 000
COMPACT 2025						
6825 9203031000	A	6825	TRANSMISION / *DRIVESHAFT*	Lz= 1000mm. / Platos Dentado Frontal KV Ø120		
6825 3003	1-10	6825	PLATO / *FLANGE*	(Dentado Frontal) KV Ø120, 4 Tal. M11.		2 687 25 20 00510
6825 4001C	2	6825	CRUZ / *U.JOINT*	Ø 34,9 x 92 (engrase central)		7 687 25 0600000
6825 5001	3-8	6825	HORQUILLA FIJA / *TUBE YOKE*	Para tubo Ø 88,9x2,4		7 687 25 4700000
1550 1201	4-9	6825	TUBO / *TUBE*	Ø 88,9x2,4		28-30-22
6825 6201	5-6	6825	MANGUITO CORREDERO+HORQUILLA EJE *SLEEVE+YOKE SHAFT*	Recorrido=100 mm / Eje Rilsanizado		6 687 25 71800990248

COMPACT MONOTRON (IVECO DAILY - EUROCARGO / MAN)

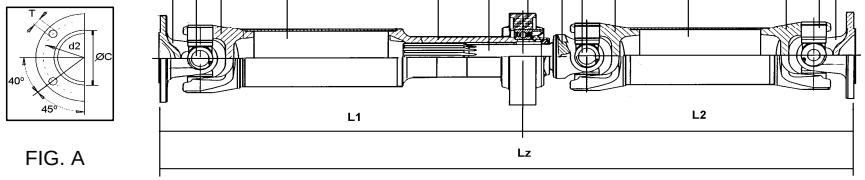

FIG. A

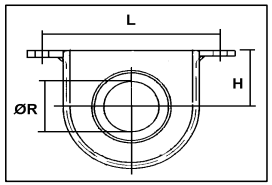

SOPORTE

REF. Cardyfren	FIG	SERIE	ARTIC.	OBSERV.		
6825 0101	7	6825	SOPORTE DE RODAMIENTO *CENTER BEARING*	ØR=55 L=168,3 H=62,8		6 613 55 01 99 000

COMPACT 2030

6830 9203031000	A	6830	TRANSMISION / *DRIVESHAFT*	Lz= 1000mm. / Platos Dentado Frontal KV Ø120		
6830 9204031000	A	6830	TRANSMISION / *DRIVESHAFT*	Lz= 1000mm. / Platos Dentado Frontal KV Ø152 -KV Ø120		
6830 3004	1-10	6830	PLATO / *FLANGE*	(Dentado Frontal) KV Ø152, 4 Tal. M13.		2 687 30 20 00560
6830 3003	1-10	6830	PLATO / *FLANGE*	(Dentado Frontal) KV Ø120, 4 Tal. M11.		2 687 30 20 00570
6830 3005	1-10	6830	PLATO / *FLANGE*	SAE 1500 Centraje C=95,25, 4 Tal. M14,2.		2 687 30 24 00060
6830 3001	1-10	6830	PLATO / *FLANGE*	DIN 120 Centraje (H) C=75 8 Tal. M10.		2 687 30 2700000
6830 3002	1-10	6830	PLATO / *FLANGE*	DIN 150 Centraje (H) C=90 8 Tal. M12.		2 687 30 2800000
6830 4001C	2	6830	CRUZ / *U.JOINT*	Ø 34,9 x 106,4 (engrase central)		7 687 30 06 00120
6830 5001	3-8	6830	HORQUILLA FIJA / *TUBE YOKE*	Para tubo Ø 90x3		7 687 30 40 00040
6830 1201	4-9	6830	TUBO / *TUBE*	Ø 90x3		28-30-172
6830 6201	5-6	6830	MANGUITO CORREDERO+HORQUILLA EJE *SLEEVE+YOKE SHAFT*	Recorrido=110 mm / Eje Rilsanizado		6 687 30 71800000272
6830 0101	7	6830	SOPORTE DE RODAMIENTO *CENTER BEARING*	ØR=60 L=193,5 H=69		6 613 60 01 00 070

COMPACT 2040

6840 920202 1000	A	6840	TRANSMISION / *DRIVESHAFT*	Lz= 1000mm. / Platos Dentado Frontal KV Ø150		
6840 3002	1-10	6840	PLATO / *FLANGE*	(Dentado Frontal) KV Ø152, 4 Tal. M13.		2 687 40 20 00500
6840 4001C	2	6840	CRUZ / *U.JOINT*	Ø 47,6 x 135,1 (engrase central)		7 687 40 06 00000
6840 5001	3-8	6840	HORQUILLA FIJA / *TUBE YOKE*	Para tubo Ø 120x3		2 687 40 40 00 040
6840 1201	4-9	6840	TUBO / *TUBE*	Ø 120x3		1000000101443
6840 6201	5-6	6840	HORQUILLA EJE / *YOKE SHAFT* MANGUITO / *SLEEVE* FUELLE / *BOOT* CIRCLIPS CRUZ / *U.JOINT* HORQUILLA FIJA	Lz=337mm Recorrido =110 Para tubo 120x3		2 687 40 70 00 500 2 613 75 80 00 030 1 000 00 84 01 011 1 000 00 89 02 066 7 687 40 06 00000 2 687 40 40 00 040
6840 0101	7	6840	SOPORTE DE RODAMIENTO *CENTER BEARING*	ØR=75 L=220/223 H=85		6 613 60 01 00 070

COMPACT MONOTRON (IVECO DAILY - EUROCARGO / MAN)

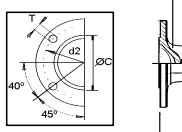

FIG. A

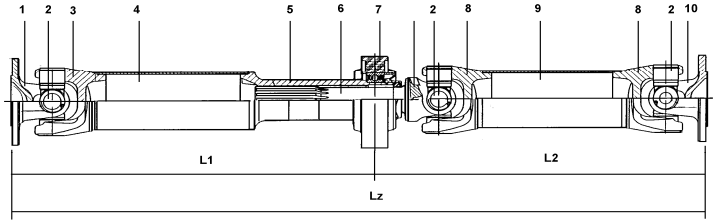

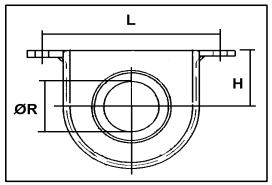

SOPORTE

REF. Cardyfren	FIG	SERIE	ARTIC.	OBSERV.		

KLEIN 490

0490 920101 1000	A	0490	TRANSMISION / *DRIVESHAFT*	Lz= 1000mm. / Platos Dentado Frontal KV Ø150		
0490 3001	1-10	0490	PLATO / *FLANGE*	(Dentado Frontal) KV Ø155, 4 Tal. M13.		201-490-16176
0490 3002	1-10	0490	PLATO / *FLANGE*	(Dentado Frontal) KV Ø180, 4 Tal. M15.		201-490-16161
0490 4001C	2	0490	CRUZ / *U.JOINT*	Ø 48 x 135,4 (engrase central)		103-490-11570
0490 5001	3-8	0490	HORQUILLA FIJA / *TUBE YOKE*	Para tubo Ø 120x3		208-490-16162
6840 1201	4-9	0490	TUBO / *TUBE*	Ø 120x3		310-000-93569
0490 6201	5-6	0490	HORQUILLA EJE / *YOKE SHAFT* MANGUITO / *SLEEVE* FUELLE / *BOOT* CIRCLIPS	Recorrido =110 Para tubo 120x3		
0620 0104	7	0490	SOPORTE DE RODAMIENTO *CENTER BEARING*	ØR=75 L=230 H=89		126-620-20182

COMPACT 2045

6845 920202 1000	A	6845	TRANSMISION / *DRIVESHAFT*	Lz= 1000mm. / Platos Dentado Frontal KV Ø180		
6845 3002	1-10	6845	PLATO / *FLANGE*	(Dentado Frontal) KV Ø180, 4 Tal. M15.		2 687 45 20 00500
6845 4001C	2	6845	CRUZ / *U.JOINT*	Ø 52 x 147,2 (engrase central)		7 687 45 06 00000
6845 5001	3-8	6845	HORQUILLA FIJA / *TUBE YOKE*	Para tubo Ø 120x4		2 687 45 4000040
6845 1201	4-9	6845	TUBO / *TUBE*	Ø 120x4		1000000101031
6845 6201	5-6	6845	HORQUILLA EJE / *YOKE SHAFT* MANGUITO / *SLEEVE* FUELLE / *BOOT* CIRCLIPS	Recorrido =110 Para tubo 120x4		
6845 0101	7	6845	SOPORTE DE RODAMIENTO *CENTER BEARING*	ØR=80 L=220 H=85		

KLEIN 590

0590 920202 1000	A	0490	TRANSMISION / *DRIVESHAFT*	Lz= 1000mm. / Platos Dentado Frontal KV Ø180		
0590 3001	1-10	0490	PLATO / *FLANGE*	(Dentado Frontal) KV Ø150, 4 Tal. M13.		201-590-16369
0590 3002	1-10	0490	PLATO / *FLANGE*	(Dentado Frontal) KV Ø180, 4 Tal. M15.		201-590-16147

COMPACT MONOTRON (IVECO DAILY - EUROCARGO / MAN)

FIG. A

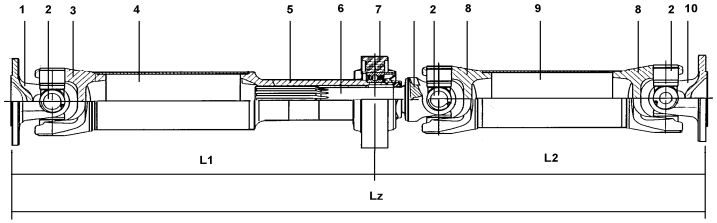

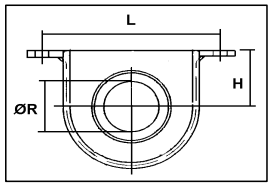

SOPORTE

REF. Cardyfren	FIG	SERIE	ARTIC.	OBSERV.		
0590 4001C	2	0490	CRUZ / *U.JOINT*	Ø 52 x 147,2 (engrase central)		103-590-11565
0590 5001	3-8	0490	HORQUILLA FIJA / *TUBE YOKE*	Para tubo Ø 120x4		208-590-16149
6845 1201	4-9	0490	TUBO / *TUBE*	Ø 120x4		310-000-93568
0590 6201	5-6	0490	HORQUILLA EJE / *YOKE SHAFT* MANGUITO / *SLEEVE*	Recorrido =110 Para tubo 120x4		
0620 0103	7	0490	SOPORTE DE RODAMIENTO *CENTER BEARING*	ØR=80 L=220 H=85		126-620-20178

COMPACT 2055

6855 920101 1000	A	6855	TRANSMISION / *DRIVESHAFT*	Lz= 1000mm. / Platos Dentado Frontal KV Ø180		
6855 3001	1-10	6855	PLATO / *FLANGE*	(Dentado Frontal) KV Ø180, 4 Tal. M15.		2 687 55 20 00510
6855 4001C	2	6855	CRUZ / *U.JOINT*	Ø 57 x 152 (engrase central)		7 687 55 06 00000
6855 5001	3-8	6855	HORQUILLA FIJA / *TUBE YOKE*	Para tubo Ø 120x6		2 687 55 40 00000
0072 1203	4-9	6855	TUBO / *TUBE*	Ø 120x6		1000000101033
6855 6201	5-6	6855	HORQUILLA EJE / *YOKE SHAFT* MANGUITO / *SLEEVE* FUELLE / *BOOT* CIRCLIPS	Recorrido =110 Para tubo 120x6		687 55 70 80 0840294 26138580000200192 1000008401015 -
6855 0101	7	6855	SOPORTE DE RODAMIENTO *CENTER BEARING*	ØR=80 L=220 H=85		

IVECO (DAILY)

FIG. A

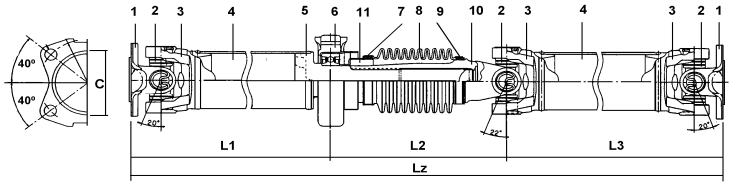

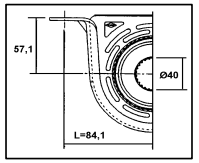

SOPORTE

REF. Cardyfren	FIG	SERIE	ARTIC.	OBSERV.		
1310 3007	1	1310	PLATO / *FLANGE*	SAE 1310 Centraje C=69,9 (1410) 4 Tal. M12		2-2-1459
1310 3001	1	1310	PLATO / *FLANGE*	SAE 1310 Centraje C=60,3		2-2-329
40 12704	2	1310	CRUZ / *U JOINT*	Ø27 x 81 Lubricada a vida / conformada en frio		5-625X
1310 5003	3	1310	HORQUILLA FIJA / *TUBE YOKE*	Para tubo Ø 76x2,1		2-28-437
1310 1204	4	1310	TUBO / *TUBE*	Ø 76,2 x 2,11		24-30-42
1310 6007	5	1310	BARRON SOPORTE / *MID STUBE SHAFT*	L=197,2 (19/20 Estrias) Rilsan / Para tubo Ø 76x2,1		2-53-1451
1310 0103	6	1310	SOPORTE / *CENTER BEARING*	Rodamiento R=Ø 40 / Long. entre taladros=168		211926-2X
1310 ACD1	7	1310	ABRAZADERA / *CLAMP*	Fijación de fuellea casquillo de soporte		00-11-89-1
1310 ACD2	8	1310	FUELLE / *BOOT*	Caucho		232818
1310 ACD3	9	1310	ABRAZADERA / *CLAMP*	Fijación de fuellea horquilla corredera		00-11-89-2
1310 7120	10	1310	HORQUILLA CORREDERA *SLIP YOKE*	Deslizamiento = 85 mm		2-3-13981X
1310 ACD4	11	1310	CASQUILLO DE SOPORTE *C'BEARING CUP*	Para fijación de fuelle.		232817
1310 920707 0570	A	1310	TRANSMISION PLATO SAE 1410 *DRIVESHAFT SAE FLANGE 1410*	Lz=570mm (Minimo realizable) Con platos 1310 3007		EESKU-000678
1310 920101 0570	A	1310	TRANSMISION PLATO SAE 1310 *DRIVESHAFT SAE FLANGE 1310*	Lz=570mm (Minimo realizable) Con platos 1310 3001		
1410 3005	1	1410	PLATO / *FLANGE*	SAE 1410 Centraje C=69,9 (1410) 4 Tal. M12,1		3-2-1329
1410 3001	1	1410	PLATO / *FLANGE*	SAE 1410 Centraje C=69,9 (1410) 4 Tal. M11,1		3-2-159
40 13007	2	1410	CRUZ / *U JOINT*	Ø30,1 x 106,3 Lubricada a vida / conformada en frio		5-641X
1410 5011	3	1410	HORQUILLA FIJA / *TUBE YOKE*	Para tubo Ø 76,2 x 2,41		3-28-267
1410 1201	4	1410	TUBO / *TUBE*	Ø 76,2 x 2,41		24-30-12
1410 6007	5	1410	BARRON SOPORTE / *MID STUBE SHAFT*	L=205,2 (22 Estrias)Rilsan / Para tubo Ø 76,2 x 2,41		3-53-2401
1310 0103	6	1410	SOPORTE / *CENTER BEARING*	Rodamiento R=Ø 40 / Long. entre taladros=168		211926-2X
1310 ACD1	7	1410	ABRAZADERA / *CLAMP*	Fijación de fuellea casquillo de soporte		00-11-89-1
1310 ACD2	8	1410	FUELLE / *BOOT*	Caucho		232818
1310 ACD3	9	1410	ABRAZADERA / *CLAMP*	Fijación de fuellea horquilla corredera		00-11-89-2
1410 7120	10	1410	HORQUILLA CORREDERA *SLIP YOKE*	Deslizamiento = 85 mm		3-3-6571X
1310 ACD4	11	1410	CASQUILLO DE SOPORTE *C'BEARING CUP*	Para fijación de fuelle.		232817
1410 920505 0570	A	1410	TRANSMISION PLATO SAE 1410 *DRIVESHAFT SAE FLANGE 1410*	Lz=570mm (Minimo realizable) Con platos 1410 3005		EESKU-000849
1410 920101 0570	A	1410	TRANSMISION PLATO SAE 1310 *DRIVESHAFT SAE FLANGE 1310*	Lz=570mm (Minimo realizable) Con platos 1410 3001		

JCB

FIG. 1

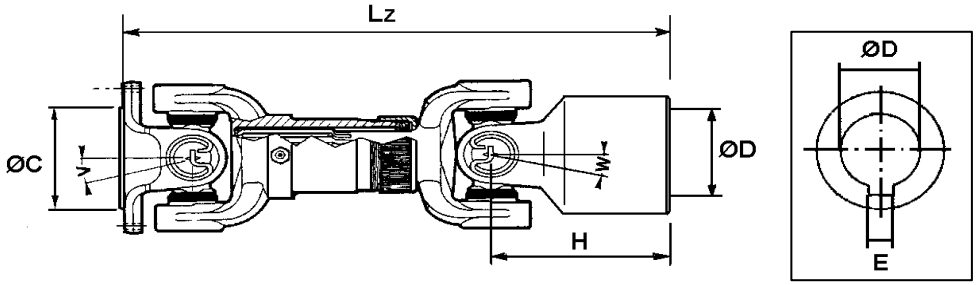

REF. Cardyfren	PARA CRUZ *FOR U.JOINT* Ø B	D	SERIE	FIG.	Lz	Ø C	H	Ø D	E			OBSERV.
1310 380528 300J	27	81,7	1310	1	300	69,9	65	28,6	7,9	(914/37400)	6431-0017X	
1310 380525 300J	27	81,7	1310	1	300	69,9	65	25,4	7,9	(914/44500)	6431-0033X	
1310 380531 300J	27	81,7	1310	1	300	69,9	65	31,7	6,3	(914/35000)	6431-0009X	
1310 380131 300J	27	81,7	1310	1	300	60,3	65	31,7	6,3	(914/31000)	6431-0008X	

JEEP CHEROKEE

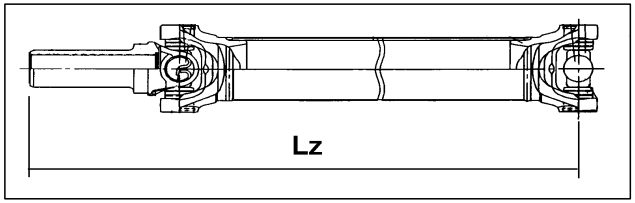

FIG. 1

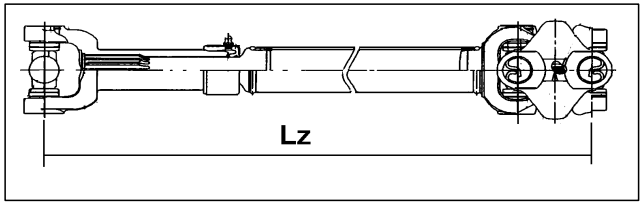

FIG. 2

FIG. 3



FIG. 4



FIG. 5

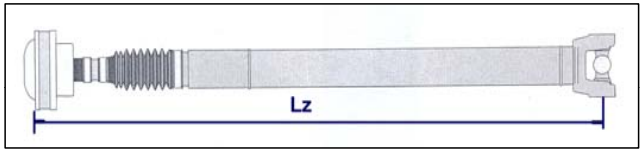

FIG. 6

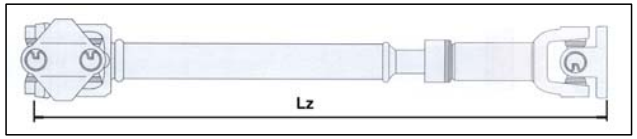

FIG. 7

REF. Cardyfren	FIG	ARTIC.	Lz	TUBO Ø EXT.	OBSERV.		
JPCH 3401 1044	1	TRANSMISION 53 003 241 / 52 098 207	1044	63,5	CHEROKEE TD 87 Transf.-Pte.trasero.		914701-3130
JPCH 9301 0778	2	TRANSMISION 53 005 542	778,8	50,8	CHEROKEE 4L 6 Cil. 86 Transf.-Pte.delant.		915374-1903
JPCH 9302 0642	2	TRANSMISION 53 005 541	642,9	31,8	CHEROKEE TD 86 Transf.-Pte.delant.		915723-1318
JPCH 3401 0909	1	TRANSMISION 53 003 246	909,8	63,5	CHEROKEE 4L 6 Cil. 86 Transf.-Pte.trasero.		916646-2621
JPCH 3401 0669	1	TRANSMISION 52 099 156	669	63,5	GRAND CHEROKEE 5,2L		916842-2706
JPCH 9303 0834	2	TRANSMISION 53 008 427	834,9	44,4	GRAND CHEROKEE 5,2L		918291-2111
JPCH 7601 0830	3	TRANSMISION 52 099497 AE	830-870	46	CHEROKEE		28082
JPCH 2601 0835	5	TRANSMISION 52 099497 AE	835	50,8	JEEP CHEROKEE (Versión con cruceta)		
JPCH 7601 0800	3	TRANSMISION 52 099499AE	800-840	46	CHEROKEE		28081
JPCH 7601 0790	3	TRANSMISION 52 099498AE	790-830	46	CHEROKEE		28080
JPCH 2601 0780	5	TRANSMISION 52 099498AE	780	50,8	JEEP CHEROKEE (Versión con cruceta)		
JPCH 7701 0860	6	TRANSMISION 52 853027AA	860-890	65	JEEP		
JPCH 7801 0740	7		740-890	50,8	JEEP GRAND CHEROKEE (Versión con cruceta)		
JPCH 360000 0890		CARDAN EXTENSIBLE FIJACION POR STRAPS AMBOS LADOS	890	50,8	JEEP CHEROKEE SERIE SPICER 1330 Lz=890 La=51		

JOHN DEERE

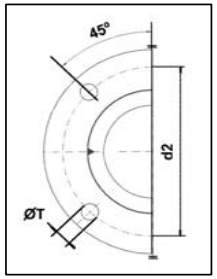

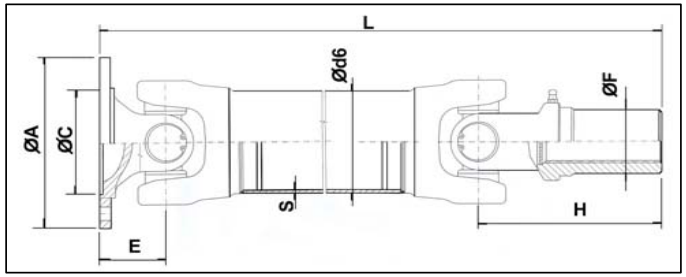

REF. Cardyfren	PARA CRUZ FOR U.J. Ø B	D	SERIE	FIG.	L	Ø A	NºT	Ø T	ØC	E	d2	H	Ø F	ESTRIADO SPLINE	TUBO Ød6 x S	OBSERV.		
0053 3105IN011420	35	95,85	53		1420	120	8	10	75	53	102	145	56	z=21/ 35	70 x 3			
0053 314790-15-02	35	96,85	53		661	150	4	12	90	56	124	143,5	60	z=17/ 37x2x30	90 x 2,5			AL115237
0053 314790-14-02	35	96,85	53		703	150	4	12	90	56	124	143,5	60	z=17/ 37x2x30	90 x 2,5			AL114147
0053 314790-11-02	35	96,85	53		1735	150	4	12	90	56	124	143,5	60	z=17/ 37x2x30	90 x 2,5			AL111287 (AL81418)
0053 314790-10-02	35	96,85	53		1803	150	4	12	90	56	124	143,5	60	z=17/ 37x2x30	90 x 2,5			AL111283 (AL81419)
0053 314790-07-02	35	96,85	53		1585	150	4	12	90	56	124	143,5	60	z=17/ 37x2x30	90 x 2,5			AL111359

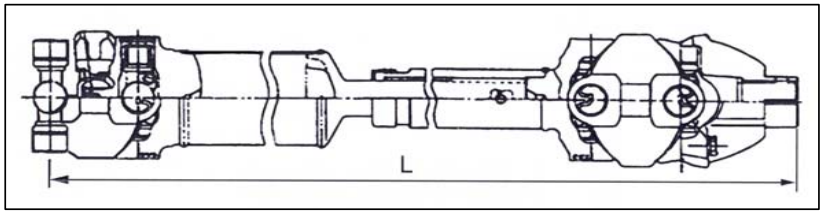

FIG. 2

REF. Cardyfren	PARA CRUZ FOR U.J. Ø B	D	SERIE	FIG.	Lz											OBSERV.		
909 532 0111	27	81,8	1310		468													AT 49124
909 532 0411	27	81,8	1310		544													AT 76644
909 532 0521	27	81,8	1310		577													AT 51688
914 153 0417	27	92	1330	2	620													AT 83588 (23X12200C)
914 153 0517	27	92	1330		645													AT 83601

JOHN DEERE

FIG. 1

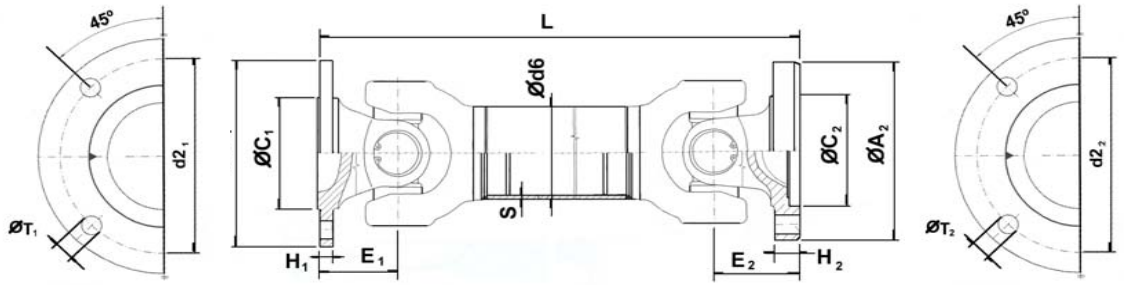

FIG. 2

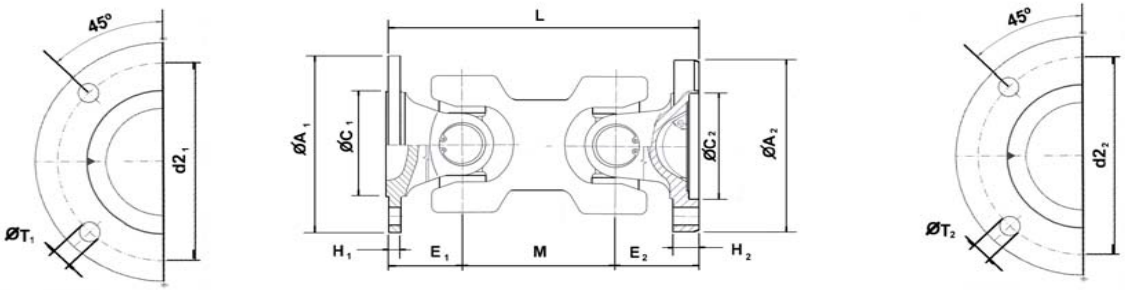

REF. Cardyfren	PARA CRUZ FOR U.J. Ø B	D	SERIE	FIG.	L	Plato/*Flange* 1 Ø A1	NºT1	Ø T1	ØC1	E1	d2 1	H1	Plato/*Flange* 2 Ø A2	NºT2	Ø T2	ØC2	E2	d2 2	H2	TUBO Ød6 x S	OBSERV.		
0043 954750-04-02	30	82,4	43	1	238	120	4	12	72	48	98	8	116	4	12	72	54	98	17	62 x 4			AL113394 (AL111297)
0043 954750-02-02	30	82,4	43	1	296	120	4	12	72	48	98	8	116	4	12	72	54	98	17	62 x 4			AL113392 (AL79498)
0043 954750-08-02	30	82,4	43	1	318,5	120	4	12	72	48	98	8	116	4	12	72	54	98	17	62 x 4			AL113398 (AL111284)
0043 954750-03-02	30	82,4	43	1	336	120	4	12	72	48	98	8	116	4	12	72	54	98	17	62 x 4			AL113393 (AL111281)
0043 954750-05-02	30	82,4	43	1	368	120	4	12	72	48	98	8	116	4	12	72	54	98	17	62 x 4			AL113395 (AL79772)
0043 954750-09-02	30	82,4	43	1	406	120	4	12	72	48	98	8	116	4	12	72	54	98	17	62 x 4			AL113390 (AL111286)
0043 954750-06-02	30	82,4	43	1	408	120	4	12	72	48	98	8	116	4	12	72	54	98	17	62 x 4			AL113396 (AL111280)
0043 954750-01-02	30	82,4	43	1	466	120	4	12	72	48	98	8	116	4	12	72	54	98	17	62 x 4			AL113391 (AL79499)
0043 954750-07-02	30	82,4	43	1	506	120	4	12	72	48	98	8	116	4	12	72	54	98	17	62 x 4			AL113397 (AL111282)
0043 287610-03-02	30	82,4	43	2	183	120	4	12	72	48	98	8	116	4	12	72	54	98	17	-	M = 81		AL111285A
0043 287610-02-02	30	82,4	43	2	198	120	4	12	72	48	98	8	116	4	12	72	54	98	17	-	M = 96		AL79771
0043 287610-04/02	30	82,4	43	2	192	120	4	12	72	48	98	8	89	8	M10				17	-	Plato lado 2=T/rosc.		AL77610

KIA

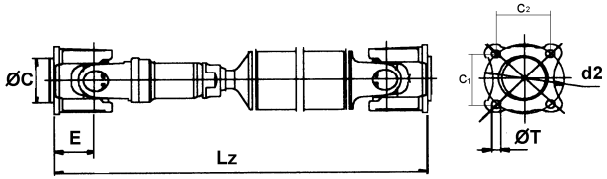

FIG. 1

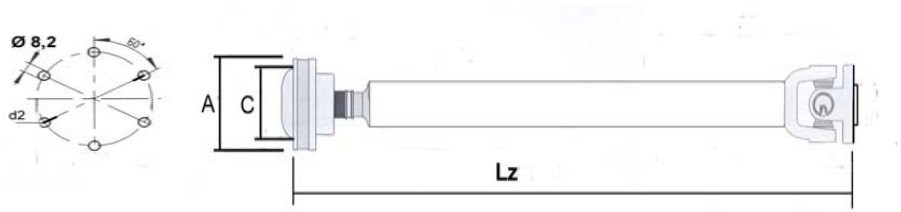

FIG. 2

(M)=Plato con guia de encaje macho./ *Flange male spigot.*
(H)=Plato con guia de encaje hembra./ *Flange female spigot.*

				PLATO (JUNTA CORREDERA) *FLANGE (SLIP JOINT SIDE)*						PLATO (JUNTA FIJA O CV) *FLANGE (TUBE JOINT OR CV SIDE)*							
REF. Cardyfren	**FIG**	**MODELO**	**Lz**	**ØC**	**d2**	**C1/C2**	**E**	**Nº Talad.** *Bolt holes Nr.*	**ØT**	**ØC**	**d2**	**E**	**Nº Talad.** *Bolt holes Nr.*	**ØT**	**OBSERV.**		
KIA 266060 1107	1	Sorento	1107	60 (M)	90	63/63	43	4	10,5	60 (M)	90	43	4	10,5	Tubo/76		49100-E200
KIA 876094 0646	2	Sorento	646	60 (M)	90	63/63	43	4	10	CV 68	80	94	6	8,2	AØ= 94 Tubo/63		49100-3E050
KIA 876094 0654	2	Sorento	654	60 (M)	90	63/63	43	4	10	CV 68	80	94	6	8,2	AØ= 94 Tubo/63		49100-3E150

LAND ROVER

FIG. 3

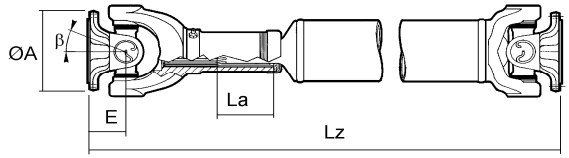

REF. Cardyfren	FIG	ARTICULO *ARTICLE*	Lz	TUBE Ø EXT.	OBSERV.		
1310 260101 0600	3	TRANSMISION DISCOVERY	600	50,8	TRANSFER -EJE DELANTERO		917185-0326
1300 260101 0660	3	TRANSMISION DEFENDER - RANGE ROVER	660	50,8			
1310 260101 0529	3	TRANSMISION L.R. 88 (553.001)	529	50,8			917185-255,0
1310 260101 0574	3	TRANSMISION L.R. 88 Y 109 (553.000)	574	50,8	DELANTERA		917185-300,0
1310 260101 0960	3	TRANSMISION L.R. 109 (553.002)	960	50,8	TRASERA		917185-686,0

FIG. 4

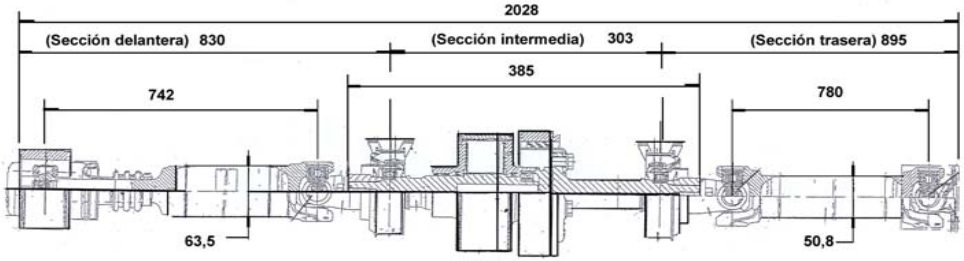

REF. Cardyfren	FIG	ARTICULO *ARTICLE*	L	TUBO Ø EXT.	OBSERV.		
14FCVT01	4	TRANSMISION FREELANDER	830	63,5	Sección delantera (Incluye End Yoke+Cruces)		
R/VC1	4	TRANSMISION FREELANDER	303		Secc. intermedia (no Incluye rodamientos)		
TVB000190	4	TRANSMISION FREELANDER	895	50,8	Sección trasera (Incluye End Yoke)		
14SFT14/0001	4	TRANSMISION FREELANDER	2028		Cardan completo		



FIG. 5

REF. Cardyfren	FIG	ARTICULO *ARTICLE*	L	TUBO Ø EXT.	OBSERV.	SERIE	
2015 87CV0101 630		L.R. ANIBAL / IVECO MASSIF	630	65	Transmisión delantera PS.10	2015	5130319

MANITOU

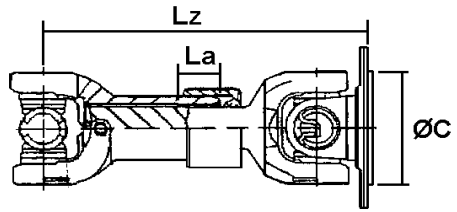

FIG. 1

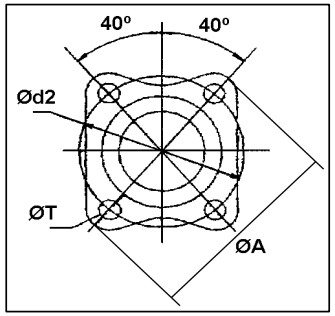

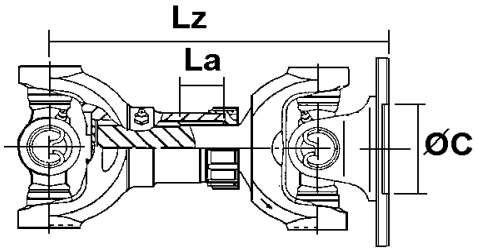

FIG. 2

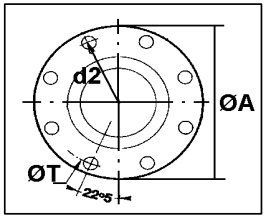

REF. Cardyfren	PARA CRUZ *FOR U.J.* Ø B	D	SERIE	FIG.	Lz	Ø A	Nº Talad. *Bolt holes Nr.*	Ø T	Ø C	Ø d2	C1/C2	OBSERV.		
1210 070002 188M	27	61,9	1210	1	188	121	4	12,1	69,8	95,25	61,5/73,5	186173	6421-0002X	
1410 070002 273M	30,1	106,3	1410	2	173	120	8	8,1	75	101,5		77369	6441-1026X	
1300 130101 300	27	74'5	1300		300	98	4	10	60			MANITOU VULCANIZADA. MANIPULADORA TELESCOPICA MANITOU MT-1740-SL TURBO	397152KR	

MASSEY FERGUSON-FERMEC

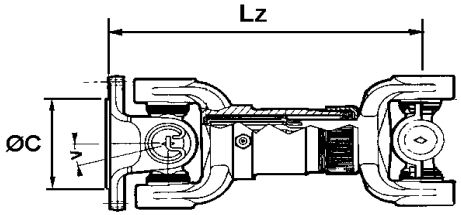

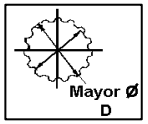

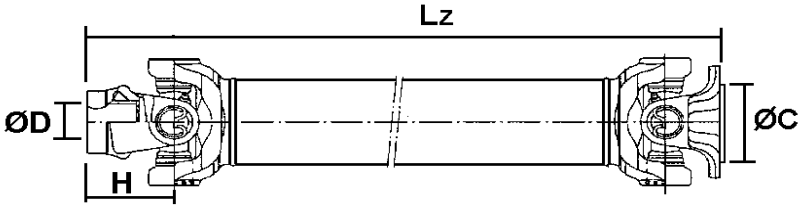

FIG. 3 FIG. 2

REF. Cardyfren	PARA CRUZ *FOR U.J.* Ø B	D	SERIE	FIG.	Lz	Ø C	H	Ø D	Nº Estrias *Splines Nr.*	OBSERV.		
1310 310516 409F	27	81,7	1310	2	408,7	69,9	58,7	25,7	15	MF965 / Transmision de bomba (MFM3522228M95)	KU008640228	
1310 310516 420F	27	81,7	1310	2	420	69,9	59	25,7	15			
1480 390116 205F	34,9	106,3	1480	3	295	95,2						

MERCEDES

FIG. 1

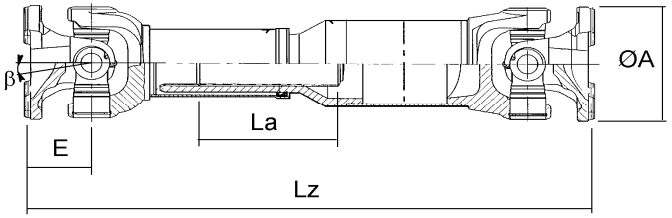

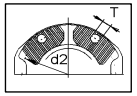

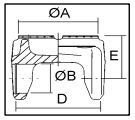

REF. Cardyfren	FIG	ARTICULO *ARTICLE*	Lz	PLATOS *FLANGES*	CRUZ *U.JOINT* Ø B	D					
MBAT 261212 1425	1	Transmision extensible MB ATEGO	1425	KV Ø 120, 4 Taladros, Ø 13 mm	31	110				802310217500	

MERCEDES (CLASE M)

FIG. 2

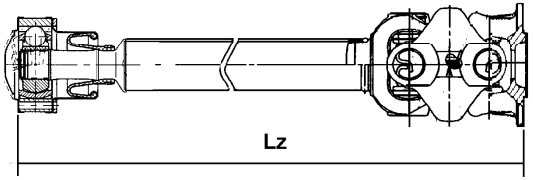

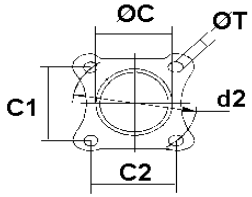

REF. Cardyfren	FIG	ARTICULO *ARTICLE*	Lz	HOMOCINETICA *CV JOINT*	PLATO NUDO DOBLE (SAE) *DOUBLE JOINT FLANGE* C	C1 / C2	Nª Tal. *HOLES*	ØT			
MBMC 7301 0571	2	Transmision Mercedes M	571	Ø 97 / 6 Taladros, Ø 8 mm.	70	67/67	4	10	163 410 0101	027DC82001-1129	
MBMC 7301 0696	2	Transmision Mercedes M	696	Ø 97 / 6 Taladros, Ø 8 mm.	70	67/67	4	10	163 410 0201	027DC82001-1627	
MBMC 7301 0717	2	Transmision Mercedes M	717	Ø 97 / 6 Taladros, Ø 8 mm.	70	67/67	4	10	163 410 0901	027DC82001-1721	
MBMC 7301 0766	2	Transmision Mercedes M	766	Ø 97 / 6 Taladros, Ø 8 mm.	70	67/67	4	10	163 410 0301	027DC82001-1919	

REF. Cardyfren	FIG	ARTICULO *ARTICLE*	Lz	HOMOCINETICA *CV. JOINT*	PLATO NUDO DOBLE (SAE) *DOUBLE JOINT FLANGE* C	C1 / C2	Nª Tal. *HOLES*	ØT			
MB92027SB820001-1		Transmision 2 Tramos Mercedes M ***TWO SECTIONS DRIVESHAFT M CLASS***	1422,7						A162 410 0402		
MB92027SB820001-2		Transmision 2 Tramos Mercedes M ***TWO SECTIONS DRIVESHAFT M CLASS***	1225,9						A163 410 1202-A8		
MB92027SB820001-4		Transmision 2 Tramos Mercedes M ***TWO SECTIONS DRIVESHAFT M CLASS***	1296,5						A163 410 0702		
MB92027SB820001-5		Transmision 2 Tramos Mercedes M ***TWO SECTIONS DRIVESHAFT M CLASS***	1275,1						A163 410 0802		

MERCEDES BENZ

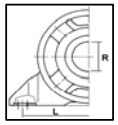

FIG. 5.1

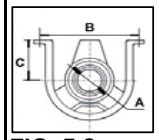

FIG. 5.2

FIG.A

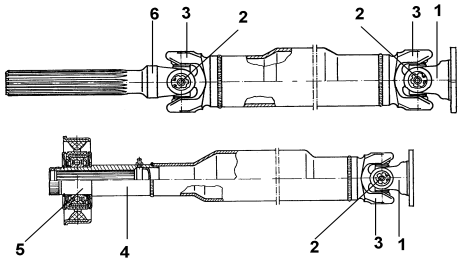

FIG.B

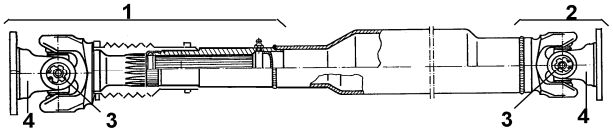

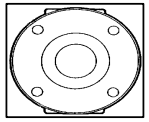

FIG. R

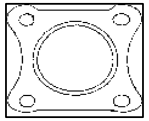

FIG. C

TRANSPORTER (208D, 210, 308D, 310, 310D, 408, 410, 410D) CRUZ/*U.J* =26x69,9, Plato/*Flange* =DIN 90/ 6-10, SOPORTE/*C'BEARING* =45x194x19

REF. Cardyfren	FIG.	ARTICULO *ARTICLE*	OBSERV.		REF.	
MBTR 920101 2000	A	TRANSMISION DOBLE *TWO SECTIONS DRIVELINE*	L=2000 mm.			
MBTR 260101 1000	B	TRANSMISION CORREDERA *DRIVESHAFT WITH EXTENSION*	L=1000 mm.			

SPRINTER (mod. Plato redondo / *Round Flange model*) CRUZ/*U.J.* =27x74, Plato/*Flange* = MB 120/4-10, SOPORTE/*C'BEARING*= 45x195x19

REF. Cardyfren	FIG.	ARTICULO *ARTICLE*	OBSERV.		REF.	
MBSP 920101 2000	A R	TRANSMISION DOBLE *TWO SECTIONS DRIVELINE*	L=2000 mm.			
MBSP 260101 1000	B R	TRANSMISION CORREDERA *DRIVESHAFT WITH EXTENSION*	L=1000 mm.			

SPRINTER (Nuevo Mod. Plato cuadrado/*New model Square Flange*) CRUZ/*U.J.* = 27x88, Plato/*Flange* = 135/ 4-10

REF. Cardyfren	FIG.	ARTICULO *ARTICLE*	OBSERV.		REF.	
MBSP 260202 1102 T/80	B C	TRANSMISION CORREDERA *DRIVESHAFT WITH EXTENSION*	Platos Ø 135x4x10 Lz=1102 mm. /Tubo 80		0801180217000	
MBSP 260202 1217 T/80	B C	TRANSMISION CORREDERA *DRIVESHAFT WITH EXTENSION*	Platos Ø 135x4x10 Lz=1217 mm. /Tubo 80		0801180217100 Lz=1217	
MBSP 260202 1120 T/80	B C	TRANSMISION CORREDERA *DRIVESHAFT WITH EXTENSION*	Platos Ø 135x4x10 Lz=1120 mm. / Tubo 80		0801180217000 Lz=1120	
MBSP 260202 1200 T/80	B C	TRANSMISION CORREDERA *DRIVESHAFT WITH EXTENSION*	Platos Ø 135x4x10 Lz=1200 mm. / Tubo 80		0801180217101	
MBSP 170202 853 T/70	-	TRANSMISION SOPORTE *MIDSHIP DRIVESHAFT*	Junta Fija - Cjto soporte con brida. Platos Ø 135x4x10 L=853 mm. / Tubo 70		0801180417002 L=853 (A906 410 0201)	

MERCEDES VITO

REF. Cardyfren	PARA CRUZ *FOR U.JOINT* Ø B	D	SERIE	L										OBSERV.			
TRAMO DE TRANSMISION MB VITO *IMB VITO DRIVESHAFT SECTION*																	
MBVI 00 0798			VITO	798		**OBSOLETO (sustituido por A6394103206 - trans. compl.de 3-tramos)**								639 410 1801			
MBVI 00 0890			VITO	890										639 410 1302			
MBVI 00 0645			VITO	645										639 410 0005	CON FUELLE DE GOMA		
MBVI00 2211			VITO	2211										A6394103206	3-TRAMOS *3-SECTIONS*		

MITSUBISHI

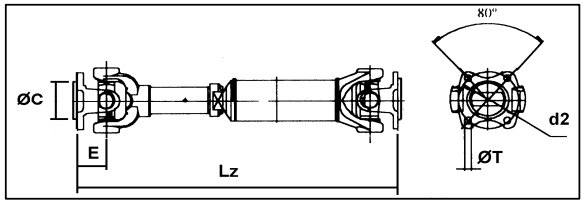

FIG. 1

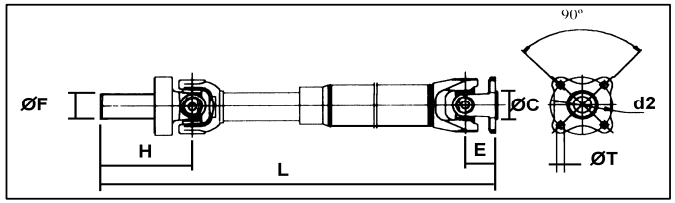

FIG. 2

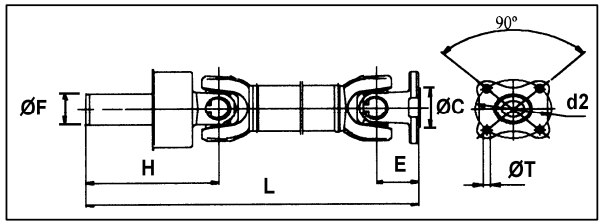

FIG.3

(M)=Plato con guia de encaje macho/ *Male spigot Flange*
(H)=Plato con guia de encaje hembra./ *Female spigot Flange*

				PLATO *FLANGE YOKE*					HORQUILLA ESTRIADA *REVERSE SLIP YOKE*				
REF. Cardyfren	**FIG**	**MODELO** *MODEL*	**L / Lz**	**ØC**	**d2**	**E**	**Nº Talad.** *Bolt Holes Nr.*	**ØT**	**H**	**ØF**	**ESTRIADO** *SPLINE*	**OBSERV.**	
MT26 5141395	1	CANTER	1010	70 (M)	100	45	4	12,2	-	-	-		ML 130009
MT26 5141396	1	CANTER	1230	70 (M)	100	45	4	12,2	-	-	-		ML 130007
MT26 5141397	1	CANTER	1215	70 (M)	100	45	4	12,2	-	-	-		ML 130011
MT26 5141400	1	CANTER	1400	70 (M)	100	45	4	12,2	-	-	-		ML 130013
MT26 5141401	1	CANTER	1140	70 (M)	100	45	4	12,2	-	-	-		ML 130288
MT26 5131227	1	CANTER	889	60 (M)	90	45	4	10,2	-	-	-		ML 130286
MT26 5131226	1	CANTER	914	60 (M)	90	45	4	10,2	-	-	-		ML 130227
MT26 5131207	1	CANTER	959	60 (M)	90	45	4	10,2	-	-	-		ML 130006
MT26 5131206	1	CANTER	999	60 (M)	90	45	4	10,2	-	-	-		ML 130004
MT26 5131205	1	CANTER	1069	60 (M)	90	45	4	10,2	-	-	-		ML 130002
MT31 5130318	2	PAJERO / MONTERO	994	45 (M)	89,94	44,5	4	10,2	135	39,6	Z=27 / Ø29xM1		MR953726
MT31 5130317	2	PAJERO / MONTERO	822	45 (M)	89,94	44,5	4	10,2	135	39,6	Z=27 / Ø29xM1		MR953725
MT31 5130308	2	PAJERO / MONTERO	969,5	45 (M)	89,94	44,5	4	10,2	135	39,6	Z=27 / Ø29xM1		MR553800
MT31 5130307	2	PAJERO / MONTERO	800,5	45 (M)	89,94	44,5	4	10,2	135	39,6	Z=27 / Ø29xM1		MR553799
MT31 5112004	3	PAJERO / MONTERO	658,5	45 (M)	86	42,5	4	10,2	135	36	Z=25 / Ø27xM1		MR553798
MT3145240780	3	PAJERO / MONTERO	780	45 (M)	79,5	44,5	4	10,2	135	36	Z=24 / Ø27xM1		
	3	PAJERO / MONTERO	658	45 (M)	100	51/61	4	10		36	Z=23+1 / Ø27xM1	TUBO Ø50	
	3	PAJERO / MONTERO	747	45 (M)	100	51/61	4	10		36	Z=23+1 / Ø27xM1	TUBO Ø51	

El uso de referencias originales se realiza solo con propositos comparativos.

MITSUBISHI

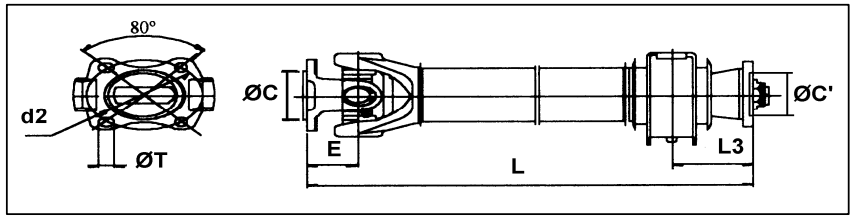

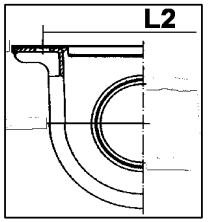

(M)=Plato con guia de encaje macho/ *Male spigot Flange*
(H)=Plato con guia de encaje hembra./ *Female spigot Flange*

FIG. 4

				PLATO *FLANGE YOKE*					PUENTE CENTRAL *MIDSHIP*				
REF. Cardyfren	**FIG**	**MODELO** *MODEL*	**L**	**ØC**	**d2**	**E**	**Nº Talad.** *Bolt Holes Nr.*	**ØT**	**L3**	**ØC'**	**L2**	**OBSERV.**	
MT98 5131539	4	CANTER	921,5	60 (M)	90	45	4	10,2	68	60 (H)	168		ML 130278
MT98 5131538	4	CANTER	961,5	60 (M)	90	45	4	10,2	68	60 (H)	168		ML 130276
MT98 5131537	4	CANTER	626,5	60 (M)	90	45	4	10,2	68	60 (H)	168		ML 130274
MT98 5131531	4	CANTER	606,5	60 (M)	90	45	4	10,2	68	60 (H)	168		ML 130226
MT98 5131528	4	CANTER	926,5	60 (M)	90	45	4	10,2	68	60 (H)	168		ML 130003
MT98 5131527	4	CANTER	966,5	60 (M)	90	45	4	10,2	68	60 (H)	168		ML 130005
MT98 5141559	4	CANTER	1178	70 (M)	100	45	4	12,2	69	70 (H)	168		ML 130284
MT98 5141558	4	CANTER	928	70 (M)	100	45	4	12,2	69	70 (H)	168		ML 130282
MT98 5141557	4	CANTER	728	70 (M)	100	45	4	12,2	69	70 (H)	168		ML 130280
MT98 5141553	4	CANTER	1273	70 (M)	100	45	4	12,2	69	70 (H)	168		ML 130012
MT98 5141551	4	CANTER	1018	70 (M)	100	45	4	12,2	69	70 (H)	168		ML 130010
MT98 5141550	4	CANTER	818	70 (M)	100	45	4	12,2	69	70 (H)	168		ML 130008

El uso de referencias originales se realiza solo con propositos comparativos.

NISSAN QASHQAI





						PLATO 1 *FLANGE 1*							PLATO 2 *FLANGE 2*									
REF. Cardyfren	**FIG**	**MODELO**	**Lpm**	**L1**	**L2**	**ØC**	**d2**	**E**	**Nº Talad.**	**ØT**	**C1**	**C2**	**ØC**	**d2**	**E**	**Nº Talad.**	**ØT**	**C1**	**C2**	**OBSERV.**		
NS92 50204964		QASHQAI	1984	1005	95	65 M	95	33	4	10	67	67	50 M	81	33	4	10	57	57	CRUZ 24x62 E/V REMACHADA	5020496-4	
NS92 50204961		QASHQAI	1999			65 M	95	33	4	10	67	67	50 M	81	33	4	10	57	57	CRUZ 24x62 E/V REMACHADA	5020496-1	
NS92 50204962		QASHQAI	2003			65 M	95	33	4	10	67	67	50 M	81	33	4	10	57	57	CRUZ 24x62 E/V REMACHADA	5020496-2	

NISSAN

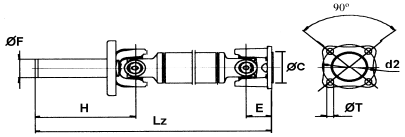

FIG. 1

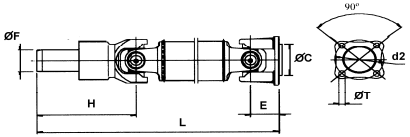

FIG. 2

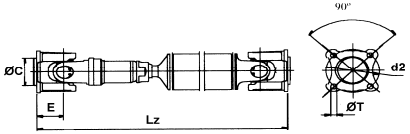

FIG. 3

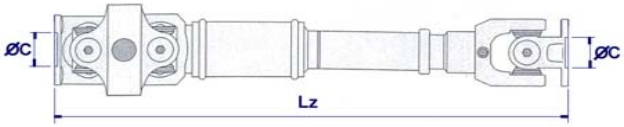

FIG. 4

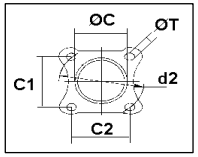

FIG. 5 (NAVARA)

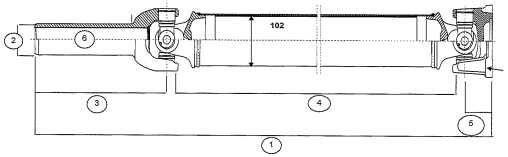

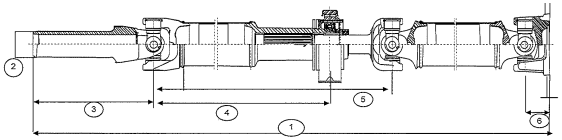

FIG. 6 (NAVARA)

(M)=Plato con guia de encaje macho./ *Male spigot flange*
(H)=Plato con guia de encaje hembra. / *Female spigot flange*

				PLATO *FLANGE YOKE*							HORQUILLA ESTRIADA *REVERSE SLIP YOKE*					
REF. Cardyfren	**FIG**	**MODEL**	**L / Lz**	**ØC**	**d2**	**E**	**Nº Talad.** *Bolt Holes Nr.*	**ØT**	**C1**	**C2**	**H**	**ØF**	**ESTRIADO** *SPLINE*	**OBSERV.**		
NS31 5130316	1	TERRANO	967,5	65 (M)	95	43,5	4	12,2			174	42	Z=30 / Ø32xM1			37300-2X960
NS31 5130315	1	TERRANO	1167,5	65 (M)	95	43,5	4	12,2			174	42	Z=30 / Ø32xM1			37300-2X920
NS31 5130314	1	TERRANO	986,5	65 (M)	95	43,5	4	12,2			174	42	Z=30 / Ø32xM1			37300-2X910
NS31 5130313	1	TERRANO	1186,5	65 (M)	95	43,5	4	12,2			174	42	Z=30 / Ø32xM1			37300-2X900
NS31 5130312	1	TERRANO	942,5	65 (M)	95	43,5	4	12,2			174	42	Z=30 / Ø32xM1			37300-2X810
NS31 5130311	1	TERRANO	1142,5	65 (M)	95	43,5	4	12,2			174	42	Z=30 / Ø32xM1			37300-2X800
NS26 5112006	3	TERRANO	616	50 (M)	81,25	43	4	10			-	-	-			37000-2X900
NS26 5112003	3	TERRANO	639	50 (M)	81,25	43	4	10			-	-	-			37000-2X800
NS31 5114084	2	SERENA	833,5	50 (M)	81,25	43	4	10			150,5	35	Z=24 / Ø25xM1			37000-7C003
NS31 5114083	2	SERENA	768,5	50 (M)	81,25	43	4	10			150,5	35	Z=24 / Ø25xM1			37000-7C002
NS31 5114082	2	SERENA	673,5	50 (M)	81,25	43	4	10			150,5	35	Z=24 / Ø25xM1			37000-7C001
NS31 5114081	2	SERENA	738,5	50 (M)	81,25	43	4	10			150,5	35	Z=24 / Ø25xM1			37000-7C000
NS31 5114072	2	SERENA	928,5	50 (M)	81,25	43	4	10			150,5	35	Z=24 / Ø25xM1			37000-7C503
NS26 5131056	3	PATROL	660	65 (M)	95	43	4	12,2			-	-	-			
NS26 5131110	3	PATROL	1104	60 (M)	80	35	4	9,8			-	-	-			
NS26 5131102	3	PATROL	745	65 (M)	95	43	4	12,2			-	-	-			
NS 916565 520	4	PATROL	520	65 (H)			4	12,2	65	65				Horq. Doble		
NS 916565 500	4	PATROL GR	500	65 (H)			4	12,2	77	77				Horq. Doble		
NS26 5131196	3	TERRANO II TD 2.7	533	50 (M)	81,25	43	4	10			-	-	-			37200-0F000
NS31 5131197	1	TERRANO II TD 2.7 (3d)	953,5	65 (M)	95	43,5	4	12,2			184	42	Z=30 / Ø32xM1			
NS31 5131198	1	TERRANO II TD 2.7 (5d)	1154	65 (M)	95	43,5	4	12,2			184	42	Z=30 / Ø32xM2			37300-7F602
NS31 5131208	1	TERRANO II TD 2.7 (3d)	997,5	65 (M)	95	43,5	4	12,2			174	42	Z=30 / Ø32xM2			37300-7F003
NS31 5131209	1	TERRANO II TD 2.7 (5d)	1198	65 (M)	95	43,5	4	12,2			174	42	Z=30 / Ø32xM2			37300-7F603
NS31 5114105	2	TRADE	1118,5	50 (M)	81,25	43	4	10	57	57	150,5	35	Z=24 / Ø25xM1			37000-F3801
NS26 5131214	3	CABSTAR	1557	JC 60,3 (M) JF 65 (M)	79,4 95,3	34,9 43,5	4 4	9,76 12	51 67	61 67				Serie 1310 TUBO Ø 90		37300-F3900

El uso de referencias originales se realiza solo con tropositos comparativos.

NISSAN

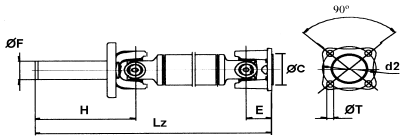

FIG. 1

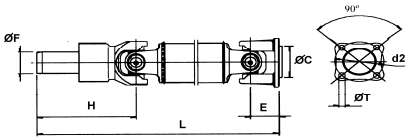

FIG. 2

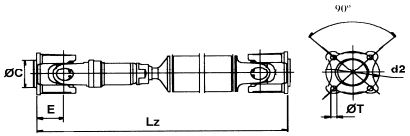

FIG. 3

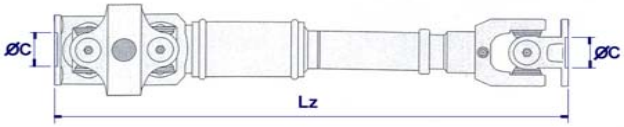

FIG. 4

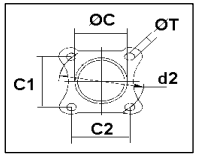

FIG. 5 (NAVARA)

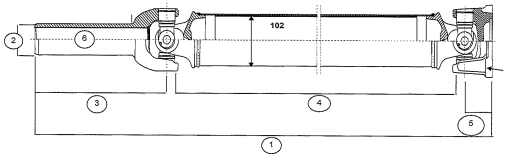

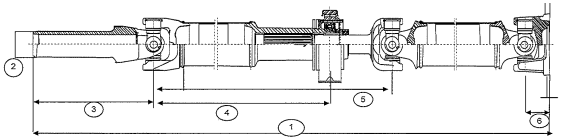

FIG. 6 (NAVARA)

(M)=Plato con guia de encaje macho./ *Male spigot flange*
(H)=Plato con guia de encaje hembra. / *Female spigot flange*

				PLATO *FLANGE YOKE*							HORQUILLA ESTRIADA *REVERSE SLIP YOKE*					
REF. Cardyfren	**FIG**	**MODEL**	**L / Lz**	**ØC**	**d2**	**E**	**Nº Talad.** *Bolt Holes Nr.*	**ØT**	**C1**	**C2**	**H**	**ØF**	**ESTRIADO** *SPLINE*	**OBSERV.**		
NS26 5131194	3	CABSTAR	1063	JC 60,3 (M) JF 65 (M)	79,4 95,3	34,9 43,5	4 4	9,76 12	51 67	61 67				Serie 1310 TUBO Ø 65,8x2,4		37300-F3600
NS925515994		ATLEON	1502	LADO1=65M LADO2=65M										S. 1310 2 TRAMOS		37000-9X501
NS26 5515313	3	ATLEON	1118	JC=69,8M JF=65M			4 4	12 12						La=70 S. 1310 T/63		37300-9X502
NS925515995			2000	LADO1=65M LADO2=SAE 1400			4		67	67				S. 2015 2 TRAMOS		37000-9X502
NS895131975		CABSTAR	1562											2 Tramos H-inv-plato		37000F3903
NS895131976		CABSTAR												2 Tramos H-inv-plato		37000F3904
NS89 5013271-1	5	NAVARA	1522,9	65 (H)			4	12,2	76	76				Caja/c Manual (H-Inv. Rectificada) ALUMINIO S.1330		37300-EB401
NS89 5015372-1	5	NAVARA	1522,9	65 (H)			4	12,2	76	76				Caja/c Automat. (H-Inv. Niquelada) ALUMINIO S.1330		5010770 / 37300-EB406
NS31 5131960	6	NAVARA	1949	65 (H)			4	12,2	76	76			2 TRAMOS	2x4 (Horq. Inv.-plato -- MONOTRONC) S.1310		
NS31 5131961	6	NAVARA	1942	65 (H)			4	12,2	76	76			2 TRAMOS	2x4 (Horq. Inv.-plato -- MONOTRONC) S.1310		

El uso de referencias originales se realiza solo con tropositos comparativos.

PIAGGIO

FIG. 1

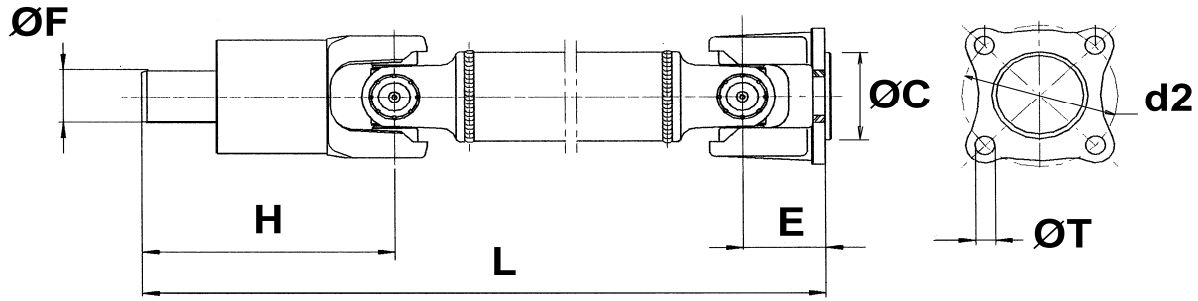

(M)=Plato con guia de encaje macho./ Female spigot Flange.
(H)=Plato con guia de encaje hembra./ Male spigot Flange.

				PLATO *FLANGE*					HORQUILLA ESTRIADA *REVERSE SLIP YOKE*				
REF. Cardyfren	**FIG**	**MODELO** *MODEL*	**L**	**ØC**	**d2**	**E**	**Nº Talad.** *Bolt Holes Nr.*	**ØT**	**H**	**ØF**	**ESTRIADO** *SPLINE*	**OBSERV.**	
PG31 5114086	1	PORTER	625,5	50 (M)	80,6	43	4	10,35	131,5	29,9	Z=21 / Ø22xM1		5114117
PG31 5114087	1	PORTER	670,5	50 (M)	80,6	43	4	10,35	131,5	29,9	Z=21 / Ø22xM1		37110-87Z23-A
PG31 5114088	1	PORTER	455,5	50 (M)	80,6	43	4	10,35	131,5	29,9	Z=21 / Ø22xM1		565340
PG31 5114089	1	PORTER	640,5	50 (M)	80,6	43	4	10,35	131,5	29,9	Z=21 / Ø22xM1		615341 (565341)
PG31 5114090	1	PORTER	445,5	50 (M)	80,6	43	4	10,35	131,5	29,9	Z=21 / Ø22xM1		615344 (37110-87Z22-A)
PG31 5114093	1	PORTER	515,5	50 (M)	80,6	43	4	10,35	131,5	29,9	Z=21 / Ø22xM1		615339 (37110-87Z24)
PG31 5114094	1	PORTER	497,5	50 (M)	80,6	43	4	10,35	131,5	29,9	Z=21 / Ø22xM1		615338 (37110-87Z19-A)
PG31 5114097	1	PORTER	924,5	50 (M)	80,6	43	4	10,35	131,5	29,9	Z=21 / Ø22xM1		AG11-0004112
PG31 5114108	1	PORTER	839,5	50 (M)	80,6	43	4	10,35	131,5	29,9	Z=21 / Ø22xM1		CP11-0008598
PG31 5114110	1	PORTER	699,5	50 (M)	80,6	43	4	10,35	131,5	29,9	Z=21 / Ø22xM1		CP11-0008908

El uso referencias originales se realiza solo con propositos comparativos.

RENAULT

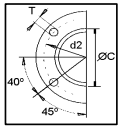

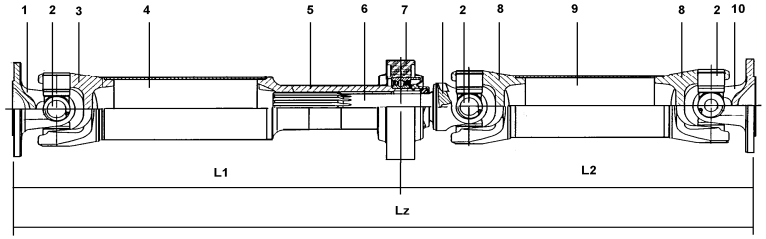

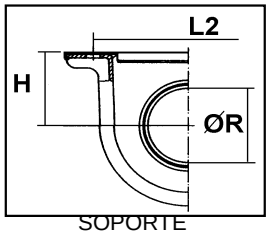

SOPORTE

RENAULT MASCOTT

REF. Cardyfren	FIG	SERIE	ARTICULO *ARTICLE*	OBSERV.		
MS15 920404 1860		6815	TRANSMISION COMPLETA 2015 *DRIVESHAFT TWO SECTIONS 2015*	Lz=1860 mm. (Longitud vesion corta)		
6815 3004	1 / 10	6815	PLATO / *FLANGE YOKE*	SAE 1410 Centraje C= Ø 69,9 4 Tal. M12		3515020
6815 4001C	2	6815	CRUZ / *U.JOINT*	Ø 27 x 74,5		4515300
6815 5003	3 / 8	6815	HORQ. FIJA / *TUBE YOKE*	Para tubo Ø 76,2 x 2,4		2.687.15.44.00.000
1410 1201	4 / 9	6815	TUBO / *TUBE*	Ø 76,2 x 2,4		24-30-12
6815 6201	5 / 6	6815	HORQ. EJE+ MANGUITO *YOKE SHAFT + SLEEVE*	Lz=209 mm. / Para tubo Ø 76,2 x 2,4		4515146
MSRE 010001	7	6815	SOPORTE / *CENTER BEARING*	ØR=45x18 / L2=168 H=58		4520720

MS20 920404 1860		6820	TRANSMISION COMPLETA 2020 *DRIVESHAFT TWO SECTIONS 2020*	Lz=1660 mm. (Longitud vesion corta)		
6820 3004	1 / 10	6820	PLATO / *FLANGE YOKE*	SAE 1410 Centraje C= Ø 69,9 4 Tal. M12		3520020
6820 4001C	2	6820	CRUZ / *U.JOINT*	Ø 30,2 x 81,8		4520300
6820 5001	3 / 8	6820	HORQ. FIJA / *TUBE YOKE*	Para tubo Ø 76,2 x 2,4		3520075
1410 1201	4 / 9	6820	TUBO / *TUBE*	Ø 76,2 x 2,4		24-30-12
6820 6201	5 / 6	6820	HORQ. EJE+ MANGUITO *YOKE SHAFT + SLEEVE*	Lz=209 mm. / Para tubo Ø 76,2 x 2,4		4520143
MSRE 010001	7	6820	SOPORTE / *CENTER BEARING*	ØR=45x18 / L2=168 H=58		4520720

RENAULT

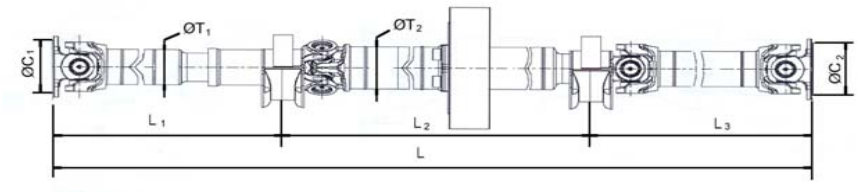

FIG. 1

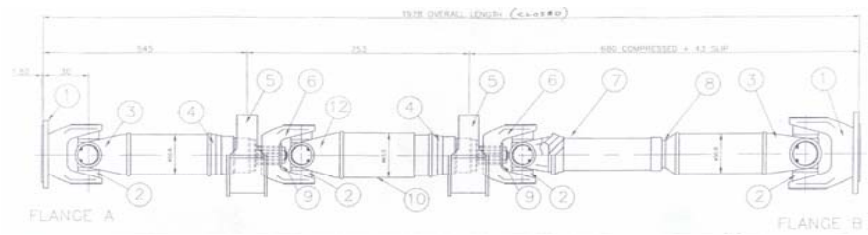

FIG. 2

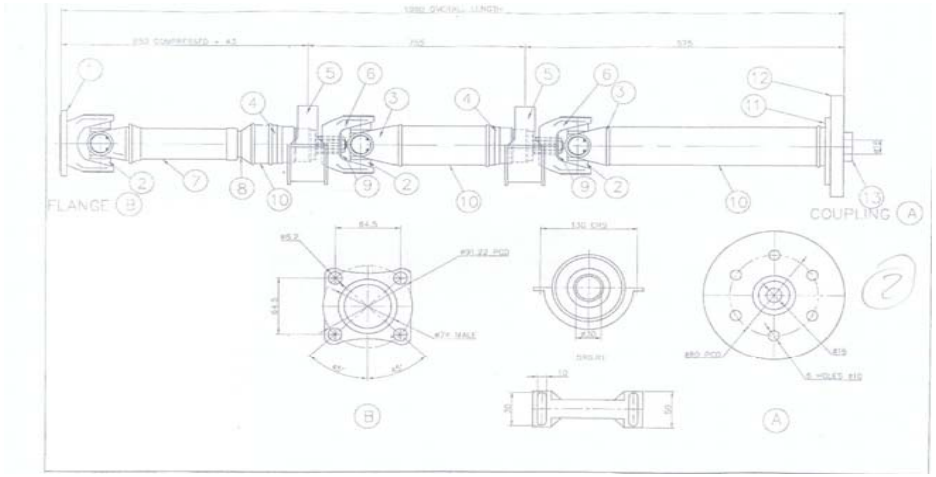

FIG. 3

RENAULT KANGOO 4X4 / SCENIC

REF. Cardyfren	FIG	SERIE	ARTICULO *ARTICLE*	OBSERV.	L	
KGRE 000101 1978	1		TRANSMISION KANGOO 4x4 (ORIGINAL)	L1=680 / L2=753 / L3=545 / C1=91 / C2=91 / T1=50 / T2=60 REF: 8200149811 (ORIGINAL)	1978	8200149811
KGRE 000101 1978-IM	2		TRANSMISION KANGOO 4x4	L1=680 / L2=753 / L3=545 / C1=91 / C2=91 / T1=50 / T2=60 REF: 8200149811	1978	8200149811
SERE000101 1140-IM	3		TRANSMISION SCENIC		1990	

SANDERSON

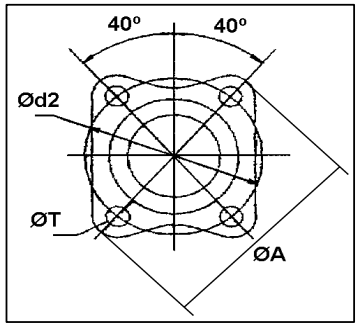

FIG. 1





FIG. 2

REF. Cardyfren	PARA CRUZ *FOR U.JOINT* Ø B	D	SERIE	FIG.	Lz	Ø A	Nº Talad. *Bolt Holes Nr.*	Ø T	Ø C	Ø d2	C1/C2	OBSERV		
1210 3901EY181SD	27	61,9	1210	1	181	88	4	8,2	57,1	69,9		SAE 1210 / EY N=13/ØG=22,2	7021-0006/0025X	

SSANGYONG

FIG. 1

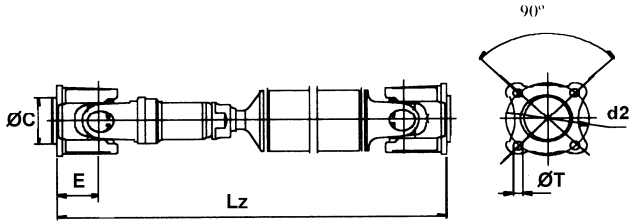

(M)=Plato con guia de encaje macho.
(H)=Plato con guia de encaje hembra.

				PLATO (JUNTA CORREDERA)					PLATO (JUNTA FIJA)						
REF. Cardyfren	FIG	MODELO	Lz	ØC	d2	E	Nº Talad.	ØT	ØC	d2	E	Nº Talad.	ØT	OBSERV.	O. REF.
SS26 5165 1065	1	Musso / Korando	1065	50,8 (H)	88,8	48	4	12,2	65 (M)	85	45	4	10,2	JC C/C 63/63 - JF C/C 50/69	33200-05701
SS26 5165 0668	1	Musso / Korando	668	50,8 (H)	88,8	48	4	12,2	65 (M)	85	45	4	10,2	JC C/C 63/63 - JF C/C 50/69	33100-05701
SS26 5165 1203	1	Musso / Korando	668	50,8 (H)	88,8	48	4	12,2	65 (M)	85	45	4	10,2	JC C/C 63/63 - JF C/C 50/69	33200-07000
SS26 51RX 0755	1	REXTON	755				4	12,2				4	10,2	Ø115/4-12,2 - Ø110/4-10,2	33100-05620
SS26 51RX 0660	1	REXTON	660				4	12,2				4	10,2	Ø115/4-12,2 - Ø110/4-10,2	33100-05620
SS26 51RX 0668	1	REXTON	668				4	12,2				4	10,2	Ø115/4-12,2 - Ø110/4-10,2	33100-05701
SS26 51RX 0685	1	REXTON	685				4	12,2				4	10,2	Ø117/4-12,2 - Ø110/4-10,2	33100-05850
SS26 51RX 0700	1	REXTON	700				4	12,2				4	10,2	Ø115/4-12,2 - Ø110/4-10,2	33100-08201
SS26 51RX 0690	1	REXTON	690				4	12,2				4	10,2	Ø117/4-12,2 - Ø110/4-10,2	33100-08611 33100-08621
SS26 51RX 0695	1	REXTON	695				4	12,2				4	10,2	Ø117/4-12,2 - Ø110/4-10,2	33100-08621 33100-08611

El uso de referencias originales y de equipo original es solo para referencia y motivos comparativos.
OE and Original Part Numbers are for reference and comparison purposes only.

SUZUKI

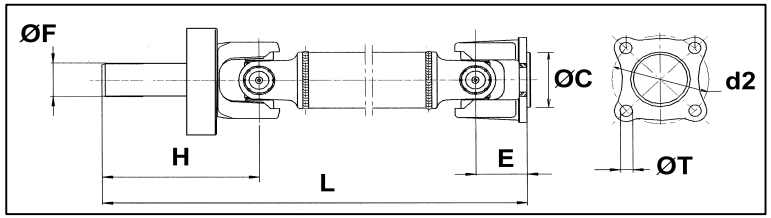

FIG. 1

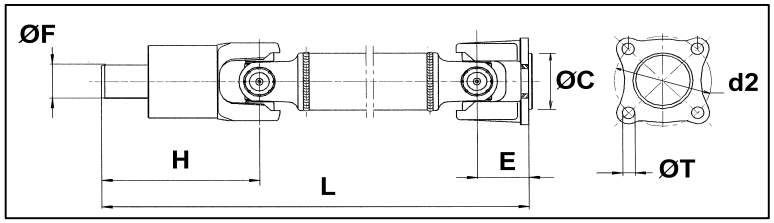

FIG. 2

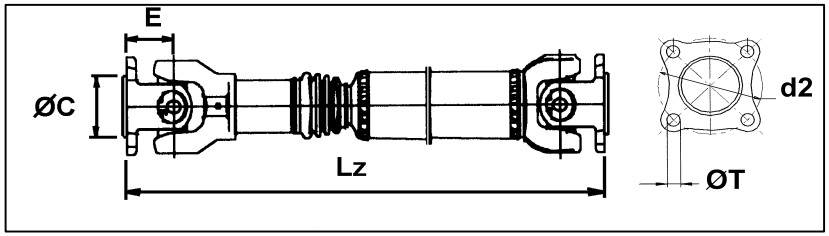

FIG. 3

(M)=Plato con guia de encaje macho./ *Male spigot flange*
(H)=Plato con guia de encaje hembra. / *Female spigot flange*

					PLATO *FLANGE YOKE*							HORQUILLA ESTRIADA *REVERSE SLIP YOKE*		
REF. Cardyfren	**FIG**	**MODELO** *MODEL*	**L / Lz**	**Lpm**	**ØC**	**d2**	**E**	**Nº Talad.** *Bolt Holes Nr.*	**ØT**	**H**	**ØF**	**ESTRIADO** *SPLINE*	**OBSERV.**	
SU31 5112015	1	VITARA	680	-	45 (M)	84,86	40	4	10,1	134	40	Z=16 / Ø27xM1,5		P/N: 27101-85C01
SU31 5112016	1	VITARA	896	-	45 (M)	84,86	40	4	10,1	134	40	Z=16 / Ø27xM1,5		P/N: 27102B-60A01
SU31 5112017	1	VITARA	896	-	45 (M)	84,86	40	4	10,1	134	40	Z=16 / Ø27xM1,5		P/N: 27102-60A11
SU31 5130309	1	VITARA	792	-	45 (M)	84,86	40	4	10,1	134	40	Z=16 / Ø27xM1,5		P/N: 27102-85C10
SU31 5130310	1	VITARA	1071	-	45 (M)	84,86	40	4	10,1	134	40	Z=16 / Ø27xM1,5		P/N: 27102-67D01
SU31 5114102	1	SAMURAI	784	-	45 (M)	84,85	40	4	10,1	134	40	Z=16 / Ø27xM1,5		P/N: 27101-78EA0
SU31 5112013	2	SAMURAI	403	-	45 (M)	79,19	40	4	8,2	113	32	Z=23 / Ø24xM1		P/N: 27101-84C00
SU31 5112012	2	SAMURAI	382	-	45 (M)	79,19	40	4	8,2	113	32	Z=23 / Ø24xM2		P/N: 27101-C-80401
SU31 5112018	2	SAMURAI	321	-	45 (M)	79,19	40	4	8,2	113	32	Z=23 / Ø24xM3		P/N: 27101-84CB0
SU26 5112007	3	SAMURAI	712	732	45 (M)	79,19	40	4	8,2	-	-	-		P/N: 27102-D-80401
SU26 5112008	3	SAMURAI	505	525	45 (M)	79,19	40	4	8,2	-	-	-		P/N: 27103-D-8041
SU26 5112009	3	SAMURAI (G y D)	694	714	45 (M)	79,19	40	4	8,2	-	-	-		P/N: 27102-84C00
SU26 5112010	3	SAMURAI	488	508	45 (M)	79,19	40	4	8,2	-	-	-		P/N: 27103-84C00
SU26 5112011	3	SAMURAI (L. Body)	833	853	45 (M)	79,19	40	4	8,2	-	-	-		P/N: 27103-84C10

El uso de referencias originales se realiza solo con propositos comparativos.

TOYOTA

FIG. 1

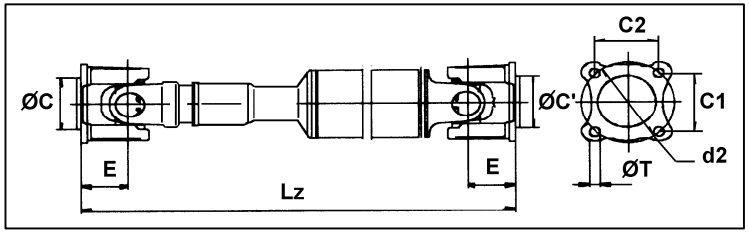

FIG. 2

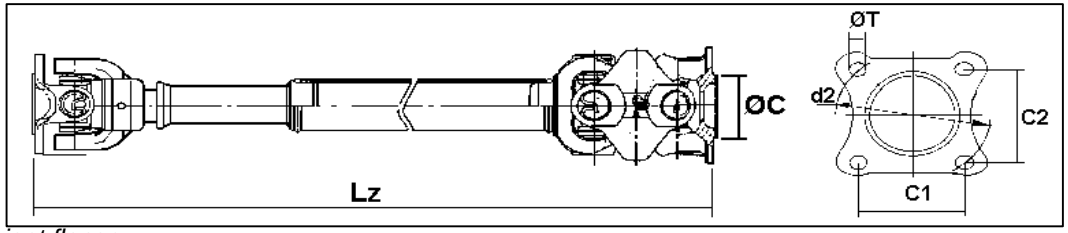

(M)=Plato con guia de encaje macho./ *Male spigot flange*
(H)=Plato con guia de encaje hembra. / *Female spigot flange*

				PLATO CORREDERA *FLANGE SLIP JOINT SIDE*					PLATO FIJA *FLANGE TUBE JOINTSIDE*						
REF. Cardyfren	**FIG**	**MODELO** *MODEL*	**L / Lz**	**ØC**	**C1/C2**	**E**	**Nº Talad.** *Bolt Holes Nr.*	**ØT**	**ØC'**	**C1/C2**	**E**	**Nº Talad.** *Bolt Holes Nr.*	**ØT**	**OBSERV.**	
TO 264646 0600	1		600	46 (M)	60/60	45	4	10,1	46 (M)	60/60	45	4	10,1		37110-36160
TO 264646 0690	1		690	46 (M)	60/60	45	4	10,3	46 (M)	60/60	45	4	10,3		37140-35090
TO 264646 1345	1		1345	46 (M)	60/60	45	4	10,3	46 (M)	60/60	45	4	10,3		37110-35481
TO 264646 1325	1		1325	46 (M)	66/66	40	4	11,2	46 (M)	66/66	40	4	11,2		37110-60380
TO 264646 1225	1		1225	46 (M)	66/66	40	4	11,2	46 (M)	66/66	40	4	11,2		37110-60520
TO 264646 1435	1		1435	46 (M)	66/66	40	4	11,2	46 (M)	66/66	40	4	11,2		37110-60620
TO 264646 1000	1		1000	46 (M)	66/66	40	4	11,2	46 (M)	66/66	40	4	11,2		BU-30

				PLATO CORREDERA *FLANGE SLIP JOINT SIDE*					PLATO NUDO DOBLE *FLANGE DOUBLE JOINT*						
REF. Cardyfren	**FIG**	**MODELO** *MODEL*	**L / Lz**	**ØC**	**C1/C2**	**E1**	**Nº Talad.** *Bolt Holes Nr.*	**ØT**	**ØC**	**C1/C2**	**E2**	**Nº Talad.** *Bolt Holes Nr.*	**ØT**	**OBSERV.**	
TO 914646 0600	2	HI-LUX	600	46 (M)	60/60	45	4	10,1	46 (M)	60/69	165	4	10,1		37140-35030
TO 914646 0600-EU	2	HI-LUX	600	46 (M)	60/60	45	4	10,1	46 (M)	60/69	165	4	10,1		

El uso de referencias originales se realiza solo con propositos comparativos.

UNIMOG

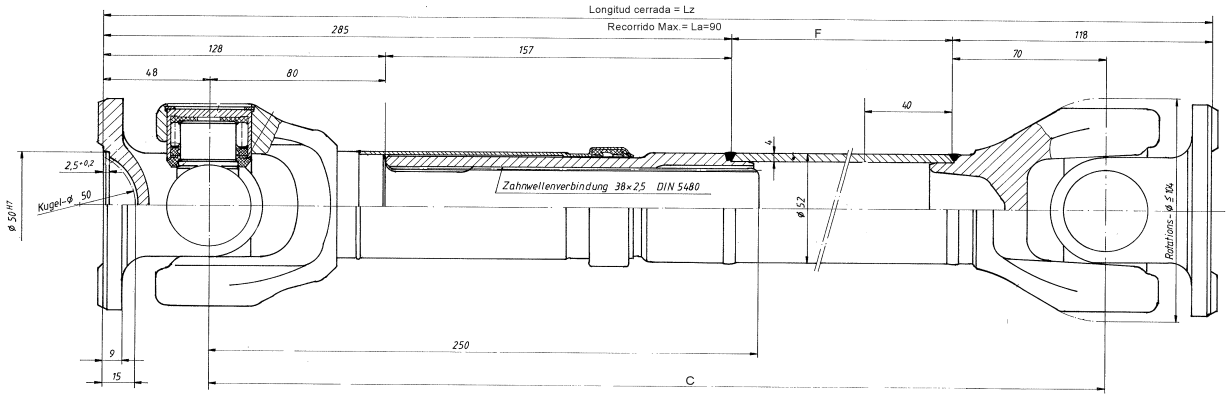

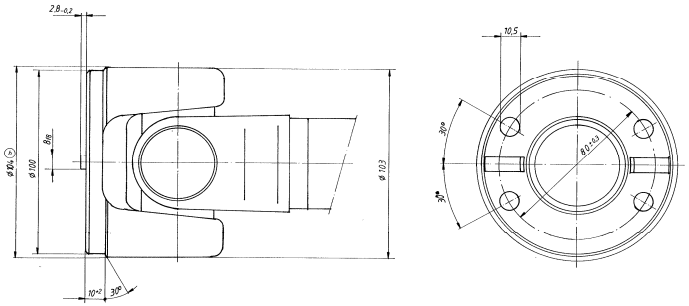

REF. Cardyfren	FIG	ARTICULO *ARTICLE*	Lz	PLATOS *FLANGES*	CRUZ *U.JOINT*		F	C	OBSERV.		
0200 260101 605		CARDAN CORREDERO / *SLIP DRIVESHAFT* DC UNIMOG	605	100x4x10,5 CHAV.TRANSVERSAL / *FACE KEY*	38	89,2	52x4	509			A 437 550 0216
0200 260101 1018		CARDAN CORREDERO / *SLIP DRIVESHAFT* DC UNIMOG	1018	100x4x10,5 CHAV.TRANSVERSAL / *FACE KEY*	38	89,2	52x4	922			A 442 410 0606
0200 260101 725		CARDAN CORREDERO / *SLIP DRIVESHAFT* DC UNIMOG	725	100x4x10,5 CHAV.TRANSVERSAL / *FACE KEY*	38	89,2	52x4	629			
0200 260101 700		CARDAN CORREDERO / *SLIP DRIVESHAFT* DC UNIMOG	700	100x4x10,5 CHAV.TRANSVERSAL / *FACE KEY*	38	89,2	52x4	604			A425 410 2306
0200 260101 1296		CARDAN CORREDERO / *SLIP DRIVESHAFT* DC UNIMOG	1296	100x4x10,5 CHAV.TRANSVERSAL / *FACE KEY*	38	89,2	52x4	1200			
0200 260101 660		CARDAN CORREDERO / *SLIP DRIVESHAFT* DC UNIMOG	660	100x4x10,5 CHAV.TRANSVERSAL / *FACE KEY*	38	89,2	52x4	564			A425 410 2406
0200 260101 646		CARDAN CORREDERO / *SLIP DRIVESHAFT* DC UNIMOG	646	100x4x10,5 CHAV.TRANSVERSAL / *FACE KEY*	38	89,2	52x4	550			A405 410 0206
0200 260101 936		CARDAN CORREDERO / *SLIP DRIVESHAFT* DC UNIMOG	936	100x4x10,5 CHAV.TRANSVERSAL / *FACE KEY*	38	89,2	52x4	840			A425 410 2106
0200 260101 789		CARDAN CORREDERO / *SLIP DRIVESHAFT* DC UNIMOG	789	100x4x10,5 CHAV.TRANSVERSAL / *FACE KEY*	38	89,2	52x4	693			A 425 410 2206
0200 260101 862		CARDAN CORREDERO / *SLIP DRIVESHAFT* DC UNIMOG	862	100x4x10,5 CHAV.TRANSVERSAL / *FACE KEY*	38	89,2	52x4	766			A 442 410 0706

VOLKSWAGEN TOUAREG / AUDI Q7 / PORSCHE CAYENNE

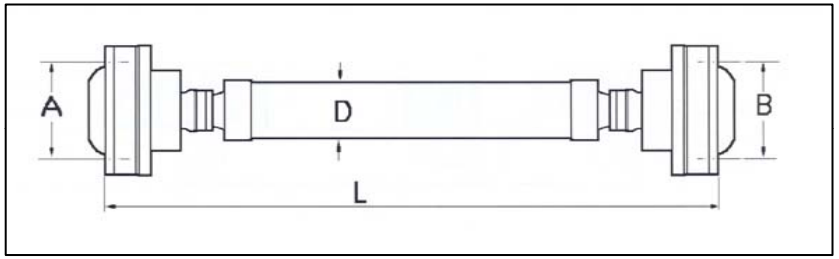

REF. Cardyfren	FIG.	L	A	B	D		OBSERV.	O.E Ref	
VWTO 7601 0694		694,3	86	86	50			7L6 521 101 C/E	
VWTO 7601 0632		631,9	86	86	50			7L0 521 101 A/B/C	
VWTO 7602 0632		631,9	86	86	50			7L6 521 101 D/F	

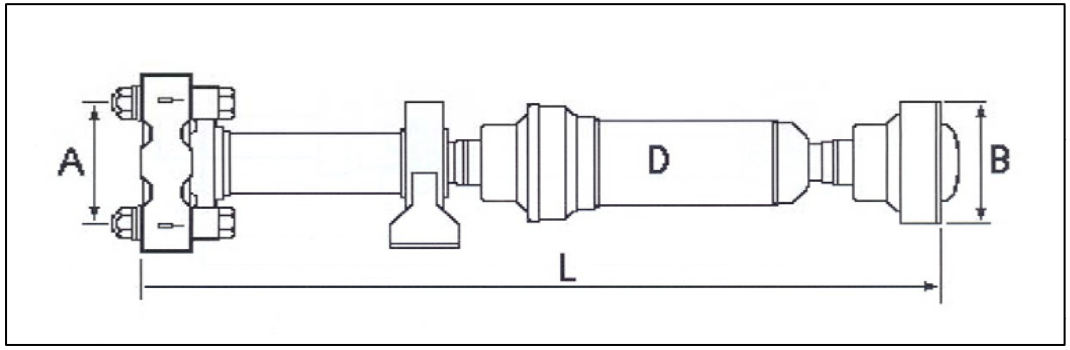

REF. Cardyfren	FIG.	L	A	B	D		OBSERV.	O.E Ref	
VWAU9228054		1246,4	110	99,5	70			7L6 521 102 G 7L0 521 102 B/D/G	
VWAU9228055		1185,2	110	99,5	70			7L6 521 102 D/F	

El uso de referencias originales y de equipo original es solo para referencia y motivos comparativos.
OE and Original Part Numbers are for reference and comparison purposes only

VOLKSWAGEN (LT / TRANSPORTER) (31X88)

FIG.A

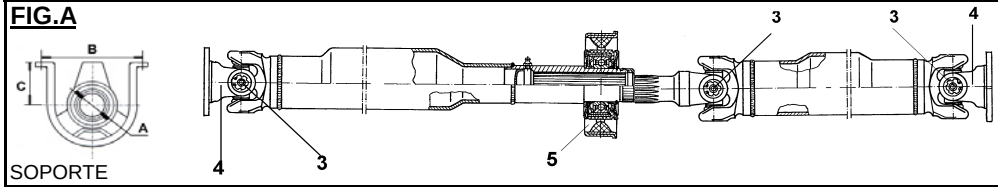

FIG.B

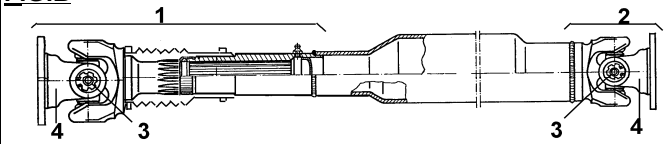

REF. Cardyfren	FIG.	ARTICULO *ARTICLE*	OBSERV.			
MBSP0101	A5	SOPORTE / *CENTER BEARING*	Rod.Ø 45 (Ancho 41,5) / L=194 Entre talad.			
VWLT 920101 2000	A	TRANSMISION DOBLE *TWO SECTIONS DRIVESHAFT*	L=2000 mm.			
VWLT 260101 1000	B	TRANSMISION CORREDERA *DRIVESHAFT WITH EXTENSION*	L=1000 mm.			

VOLKSWAGEN - IVECO (EKUS)

FIG. C

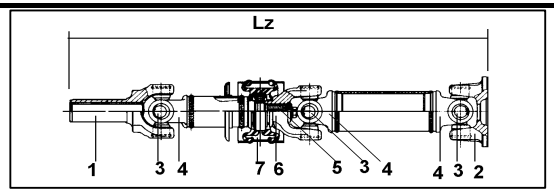

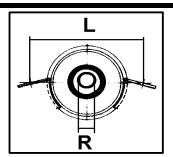

SOPORTE

REF. Cardyfren	FIG.	ARTICULO *ARTICLE*	OBSERV.			
VWIV 1801	1	HORQUILLA INVERTIDA *REVERSE SLIP YOKE*	Ø EJE 40 (16 ESTRIAS)			
VWIV 8001	5	BARRON SOPORTE *MIDSHIP STUBE SHAFT*	Para tubo Ø 50x3			
VWIV 1601	6	HORQUILLA ESTRIADA (*END YOKE*)				
VWIV 0101	7	SOPORTE *CENTER BEARING*	Rod.Ø 30x13x135 (Esferico)			
VWIV 920101 2000	C	TRANSMISION DOBLE *TWO SECTIONS DRIVESHAFT*	Lz=2000 mm.			