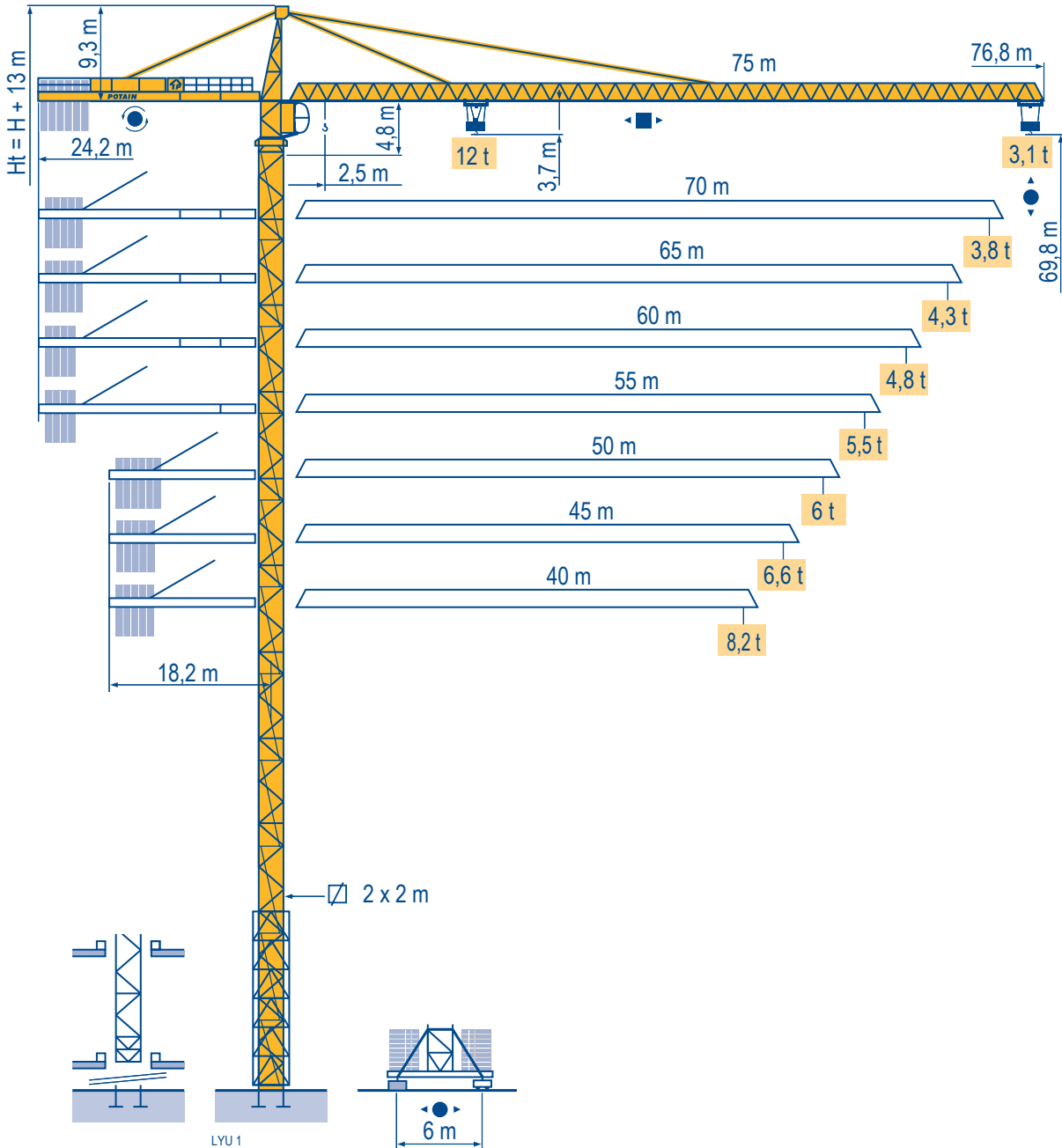
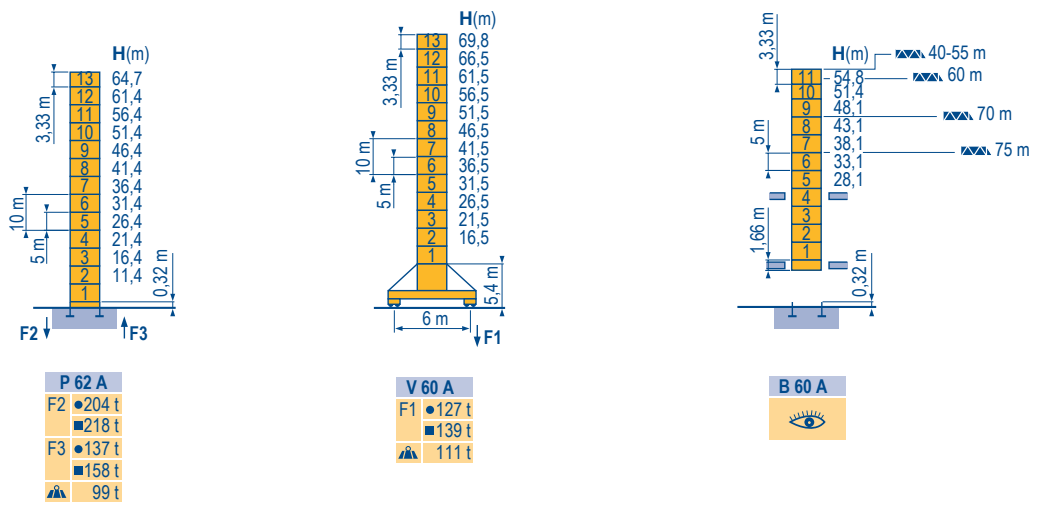


MD 345 B L12



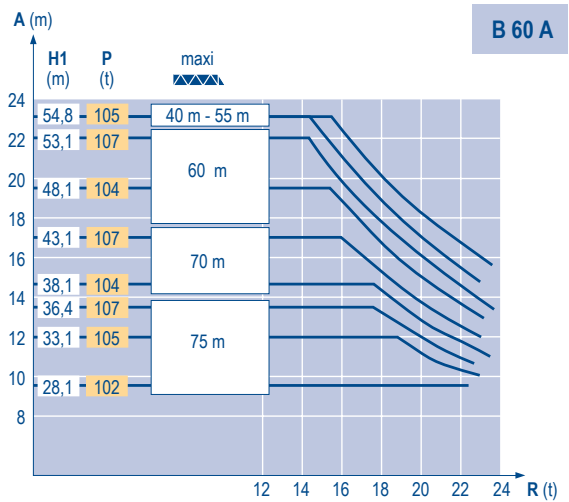
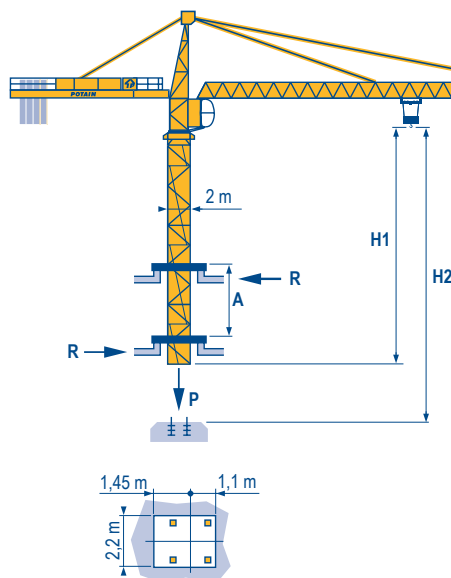
Mat / Réactions \square 2 m
 Maste /
 Eckdrücke 40 m \Rightarrow 75 m
 Masts /
 Reactions
 Mástil /
 Reacciones
 Torre / Reazioni
 Tramo /
 Reacções

LYU 2



Télescopage sur dalles
 Kletterkrane im Gebäude
 Climbing crane
 Telescopage gruas trepadoras
 Gru in cavedio
 Telescopagem sobre lages

LYU 1



TOPKIT
 MD 345 B L12

POTAIN

F	D	GB	E	I	P
● Réactions en service	● Reaktionskräfte in Betrieb	● Reactions in service	● Reacciones en servicio	● Reazioni in servizio	● Reacções em serviço
■ Réactions hors service	■ Reaktionskräfte außer Betrieb	■ Reactions out of service	■ Reacciones fuera de servicio	■ Reazioni fuori servizio	■ Reacções fora de serviço
A vide sans lest (ni train de transport) avec flèche et hauteur maximum.	Ohne Last, Ballast (und Transportachse), mit Maximalausleger und Maximalhöhe.	Without load, ballast (or transport axles), with maximum jib and maximum height.	Sin carga, sin lastre, (ni tren de transporte), flecha y altura máxima.	A vuoto, senza zavorra (ne assali di trasporto) con braccio massimo e altezza massima.	Sem carga (nem trem de transporte)- sem lastro com lança e altura máximas.
Nous consulter	Auf Anfrage	Consult us	Consultarnos	Consultateci	Consultar-nos

Courbes de charges

Lastkurven

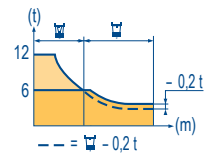
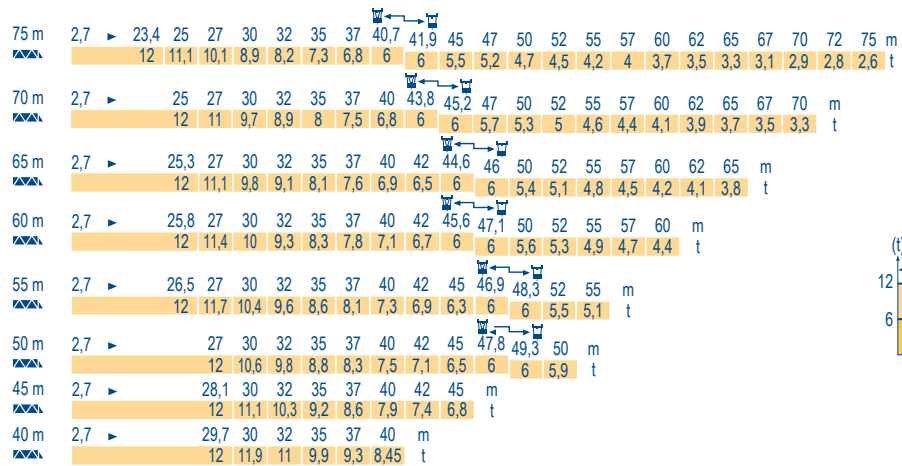
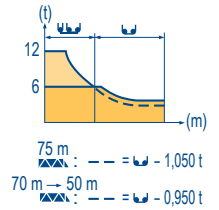
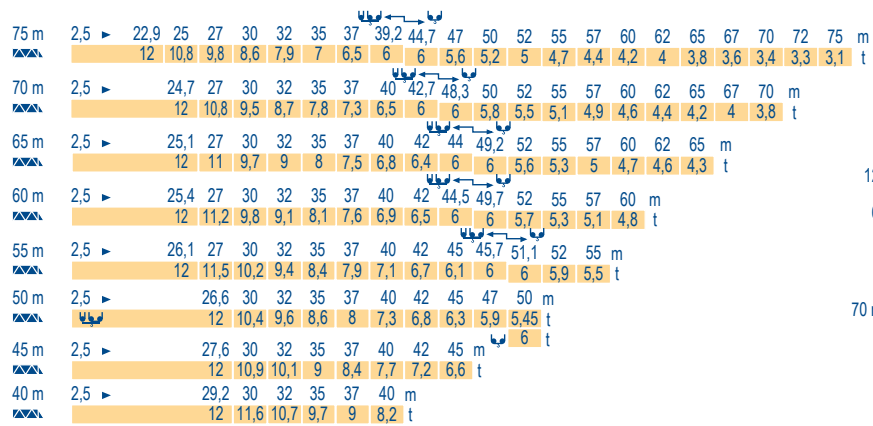
Load diagrams

Curvas de cargas

Curve di carico

Curva de cargas

LVU 1



Lest de contre-flèche

Gegenauslegerballast

Counter-jib ballast

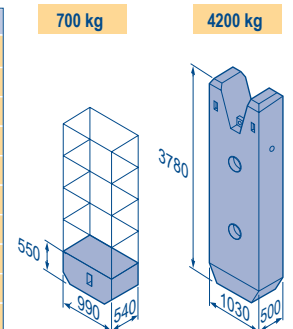
Lastre de contra flecha

Contrappeso

Lastros da contra lança

LVU 2

		50 LVF - 75 LVF - 100 LVF			150 LCC		
		4200 kg	700 kg	▲ (kg)	4200 kg	700 kg	▲ (kg)
75 m	24,2 m	5	2	22 400	4	5	20 300
70 m	24,2 m	4	4	19 600	4	1	17 500
65 m	24,2 m	4	2	18 200	3	5	16 100
60 m	24,2 m	3	4	15 400	3	1	13 300
55 m	24,2 m	3	2	14 000	2	5	11 900
50 m (B60A)	24,2 m	3	-	12 600	2	4	11 200
50 m	18,2 m	5	2	22 400	4	5	20 300
45 m	18,2 m	4	4	19 600	4	1	17 500
40 m	18,2 m	4	1	17 500	3	4	15 400



Lest de base - Grundballast

Base ballast - Lastre de base

Zavorra di base - Lastros da base

LVU 1

2 m	V 60 A	H (m)	69,8	66,5	61,5	56,5	51,5	46,5	41,5	36,5	31,5	26,5	21,5	16,5
▲	▲	▲ (t)	108	108	108	108	108	108	96	96	96	96	84	84

Ancrages

Verankerungen

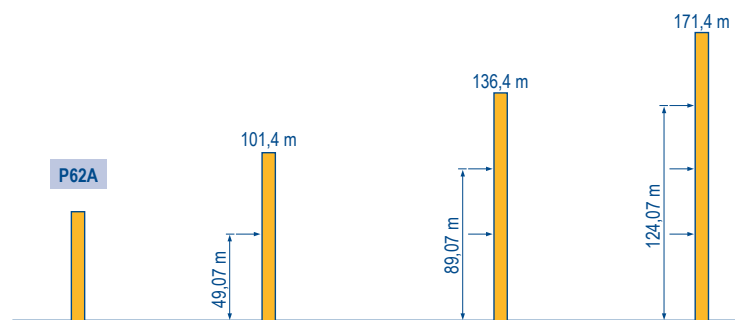
Anchorage

Anclaje

Ancoraggio

Ancoragem

LVU 2





TOPKIT MD 345 B L12

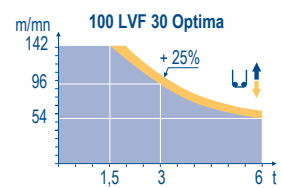
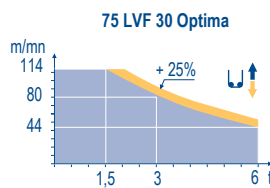
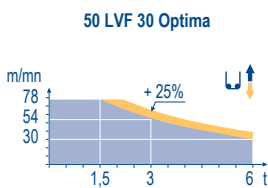


	F	D	GB	E	I	P
A	Distance entre cadres	Abstand zwischen den Rahmen	Distance between collars	Distancia entra marcos	Distanza fra i telai	Distância entre quadros
H1	Hauteur grue	Kranhöhe	Crane height	Altura grúa	Altezza gru	Altura da grua
P	Poids de la grue(en service)	Krangewicht (in Betrieb)	Crane weight (in service)	Peso de la grúa (en servicio)	Peso della gru (in servizio)	Peso da grua (em serviço)
R	Réaction horizontale	Horizontalkräfte	Horizontal reaction	Reaccion horizontal	Reazione orizzontale	Reacção horizontal
	Voir télescopage sur dalles	Siehe Kletterkrane im Gebäude	See climbing crane	Veja grua trepadora	Consultare gru in cavedio	Ver telescopagem sobre lages


Mécanismes
Antriebe
Mechanisms
Mecanismos
Meccanismi
Mecanismos

LYU 5

		U ↑					U ↓					ch - PS hp	kW		
▲	50 LVF 30 Optima	m/min	2,4 → 9,6 → 30 → 38 → 54 → 78						1,2 → 4,8 → 15 → 19 → 27 → 39				50	37	340 m
		t	6 6 6 4,5 3 1,5						12 12 12 9 6 3						
	75 LVF 30 Optima	m/min	0 → 44 → 56 → 80 → 114						0 → 22 → 28 → 40 → 57				75	55	570 m
		t	6 4,5 3 1,5						12 9 6 3						
▲	100 LVF 30 Optima	m/min	0 → 54 → 68 → 96 → 142						0 → 27 → 34 → 48 → 71				100	75	1019 m
		t	6 4,5 3 1,5						12 9 6 3						
	150 LCC 30	m/min	86 → 103 → 129 → 172 → 206						43 → 52 → 65 → 86 → 103				150	110	652 m
		t	6 4,5 3 1,5 0,75						12 9 6 3 1,5						
◀ ▶	6 DVF 4	m/min	0 → 50 (12 t) 0 → 100 (6 t) 0 → 120 (3 t)									5,5	4		
⊙	RVF 182 Optima +	tr/min U/min rpm	0 → 0,7									2 x 12	2 x 9		
◀ ● ▶	V 60 A RT 544 A1 2V R ≥ 13 m	m/min	13,5 - 27									4 x 7	4 x 5,2		
CEI 38			IEC 38					kVA							
400 V (+6% -10%) 50 Hz							50 LVF : 75 kVA 75 LVF : 100 kVA 100 LVF : 125 kVA 150 LCC : 175 kVA								



- | | | | | | | | | | | | |
|--|--------------|--|------------|--|------------|--|-------------|--|--------------|--|------------|
| F | Levage | D | Heben | GB | Hoisting | E | Elevación | I | Sollevamento | P | Elevação |
|  | Distribution |  | Katzfahren |  | Trolleying |  | Orientación |  | Rotazione |  | Rotação |
|  | Orientation |  | Schwenken |  | Slewing |  | Traslación |  | Traslazione |  | Translação |
|  | Translation |  | Kranfahren |  | Travelling | | | | | | |

 Document commercial non contractuel. Pour toute information technique se référer à la notice correspondante. Unverbindliches Vertriebsdokument. Für technische Informationen, siehe die entsprechenden Anweisungen. This commercial document is not legally binding. For any technical information, please refer to the corresponding instructions. Documento comercial non contractuel. Para cualquier información técnica, ver la noticia correspondiente. Documento commerciale non vincolante, per tutte le informazioni tecniche fare riferimento al catalogo istruzioni. Documento comercial não contratual. Para qualquer informação técnica complementar consultar as respectivas instruções.



Americas
Tel : +1 888 479 7278
Tel : +1 717 593 2000

Europe - Middle East - Africa
Tel : +33 (0) 4 72 81 50 00
Tel : +44 (0) 191 522 2000

Asia - Pacific
Tel : +65 6264 1188
Fax : +65 6862 4040

www.manitowoccrane.com

18, rue de Charbonnières - B.R.173
69132 ECULLY Cedex - France
Tél. : +33 (0) 4 72 18 20 20
Fax. : +33 (0) 4 72 18 20 00
www.manitowoccrane.com

TOPKIT MD 345 B L12
Code M-91985-62_Réf. 2003 48 LYU 5

Copyright.Reproduction interdite © POTAIN 2003

Réalisation Sedoc